

保健所別 家族計劃事業實績

— C.Y.P.를 中心으로 —

(1964 — 1974)

1975. 6.

家族計劃研究院

ACHIEVEMENT OF THE NATIONAL FAMILY
PLANNING PROGRAM

BY

HEALTH CENTER

— BASED ON C. Y. P. —

JUNE 1975

KOREAN INSTITUTE FOR FAMILY PLANNING

머 리 말

其間 우리나라 家族計劃事業에 관한 研究評價結果가 國內外的으로 많이 實施되었으나, 實際로 同 事業의 Input-Output에 대한 効果測定이나 地域別 家族計劃 實施現況 및 目標量 設定을 爲한 資料는 體系있게 整理되지 못 하였습니다. 따라서 本 報告書는 1964년부터 1974년까지 政府事業에 依해서 普及된 4가지 避妊方法(루우프術, 不妊術, 콘돔, 먹는避妊藥)의 実績을 妊娠防止年婦人數(Couple Years of Protection) 概念을 基礎로 하여 11個市道 및 197個 保健所別로 計量化한 것입니다. 1962年 및 1963年度 事業実績은 保健所別로 区分이 不可能하여 本 報告書에서 除外 되었습니다. 그러나 避妊方法別 C.Y.P.를 算出함에 있어 繼續使用率등을 비롯한 여러가지 基礎資料의 미비로 인하여 어려운 點도 많으나 各種 調查研究 結果를 最大한 活用 하였습니다. 特히 1962~1963年度 事業実績은 保健所單位로 区分이 不可能하여 本 作業에서 除外되었으나, 事業初期의 낮은 実績을 감안할때 별로 큰 차질은 없을 것으로 생각됩니다.

아무쪼록 本 資料가 事業을 計劃하고 評價하는데 유용한 자료가 되기를 바라며, 本 報告書 作成에 애써주신 當院 評價部 韓聖鉉氏의 勞苦를 致賀하는 바 입니다.

1975. 6.

家族計劃研究院長

洪 鍾 寬



款識

丁巳仲夏

吳昌碩

畫

吳昌碩

畫

吳昌碩

畫

吳昌碩

畫

吳昌碩

畫

吳昌碩

畫

吳昌碩

丁巳仲夏

吳昌碩

畫

吳昌碩

吳昌碩

目 次

머릿말	1
I. 序言	3
II. 測定方法	5
1. 루우프	5
2. 不妊手術	9
3. 먹는 避妊藥	10
4. 콘돔	11
III. 分析結果	12
IV. 保健所別 事業現況	20
1. 서울特別市	21
2. 釜山直轄市	33
3. 京畿道	43
4. 江原道	69
5. 忠淸北道	91
6. 忠淸南道	107
7. 全羅北道	129

8. 全羅南道	149
9. 慶尙北道	179
10. 慶尙南道	215
11. 濟州道.....	243
12. 全國綜合表	248

I. 序 言

1962年 家族計劃事業이 政府事業으로 採択된 以來 政府事業의 評價의 測面에서 여러 研究가 實施된바 있으나 政府家族計劃事業에 의한 避妊效果를 全國的인 資料로 計量化하여 發表된 바는 없다.

本稿에서는 1964년부터 1974년까지의 避妊方法別(루우프, 먹는 避妊藥, 不妊手術, 콘돔), 年度別 事業実績을 基礎資料로 하여 每年 실제로 年間 避妊된 夫婦數를 推定한 結果이다.

이 개념은 妊娠抑制된 年, 夫婦數 (Couple-Years of Protection) 즉 CYP를 뜻한다. 이 結果値는 政府事業의 人力, 時間, 經費의 投入效果를 測定하는 基礎資料로 利用되는 것은 물론 每年 家族計劃事業의 目標 (Target)을 설정하기 위한 근거가 될 수 있다.

C. Y. P.는 避妊效果를 測定하는 가장 直接的인 指數 (Index)로 여러 學者에 의하여 여러 가지 算出方法이 소개된 바 있다.

本稿에서는 이러한 여러 가지 方法중에서 우리나라 政府統計資料에 적용 가능한 方法을 택하여 各方法別 CYP를 별도로 算出한 後 各各의 合을 全體的인 妊娠抑制夫婦 (C. Y. P.)로 推算하였다.

CYP를 推定하기 위한 基礎資料로 政府統計資料만을 使用하는 데는 여러 가지 問題點이 있었다.

첫째로 避妊을 받아들였던 夫婦들의 平均 계속 使用期間을 求

할 수 없었으며,

둘째로 먹는 避妊藥이나 콘돔의 경우 신규實施者를 區別하기 어려웠고

셋째로 年度別 報告된 実績中 실제로 使用되지 못한 部分의 파악이 매우 힘들었다.

첫째 問題는 1971年 全國出産力 및 家族計劃實態調査에서 얻어진 루우프의 繼續使用率 (Continuation Rate)를 적용했으며 두번째 問題는 먹는 피임약이나 콘돔의 使用者를 資料로 채택하지 않고 소비된 量을 單位로 하였으며 세번째 問題는 해결하기가 매우 곤란하였다.

따라서 그 結果值가 실제보다 상회할 것이라는 가정을 갖는다.

II. 測定方法

루우프

루우프는 挿入되어 있는 기간동안은 그 效果가 完全하나 挿入後 時間이 경과 함에 따라 除去, 排出, 사고임신등 여러가지 形態의 中繼現象이 일어난다.

따라서 挿入時부터 時間이 경과함에 따라 계속사용하는 확율은 감소할 것이다. 이와 같이 루우프 挿入婦人이 中繼되는 現象은 消滅曲線인 자연대수함수

$Y = ae^{-rt}$ 에 接近한다고 가정하여

GYP $Y = \int_0^t ae^{-rt}$ 로 表現된다는

의 方法에 따라 推定하였다,

여기에서 a ; 挿入직후 中繼되지 않고 保有하고 있을 婦人의 比率

r ; 계속 사용자의 감소율

t ; 挿入後 계속사용기간

e ; 自然对数(2.718)

1971年 出産力調査資料에 의한 繼續使用率을 이함수에 적용하여 理論的인 推定值 a 와 r 을 推定하였다.

推定方法은 $y = ae^{-rt}$ 에서

$$\log y = \log_e a - rt$$

$$Y = A + B X \quad (\text{단 } \log_e Y = Y, \log_e a = A)$$

$$- r = B, t = X \text{로 대치}$$

$$\Sigma [Y - (A + B X)] = 0$$

$$\Sigma Y = n A + B \Sigma X$$

$$\Sigma X Y = A \Sigma X + B \Sigma X^2$$

$$\Sigma [X Y - (A + B X) X] = 0$$

$$B = \frac{n \Sigma X Y - \Sigma X \Sigma Y}{n \Sigma X^2 - (\Sigma X)^2}$$

$$A = \bar{Y} - B \bar{X} \text{ 이다.}$$

계산된 결과 즉 한夫婦당 妊娠抑制年数 (Couple - Years protection) 는

$$\begin{aligned} \text{도시의 경우 } CYP_U &= \int_0^t 0.7517 e^{-0.0372 t} \\ &= \frac{0.7517}{0.0372} [1 - e^{-0.0372 t}]_0 \end{aligned}$$

$$\begin{aligned} \text{농촌의 경우 } CYP_R &= \int_0^t 0.817 e^{-0.0346 t} \\ &= \frac{0.8177}{0.0346} [1 - e^{-0.0346 t}] \text{ 이다.} \end{aligned}$$

이 공식에 依하면 루우프 挿入後 경과 年數別로 GYP를 계산 하면 다음과 같다.

<u>t</u>	<u>GYP_U (도시)</u>	<u>GYP_R (농촌)</u>
1년 (12개월)	0,669	0.606
2년 (24개월)	1,110	0.994
3년 (36개월)	1,402	1,242
4년 (48개월)	1,592	1,401
5년 (60개월)	1,722	1,503
6년 (72개월)	1,806	1,568
7년 (84개월)	1,861	1,609
8년 (96개월)	1,898	1,636
9년 (108개월)	1,922	1,653
10년 (120개월)	1,938	1,664

루우프 挿入後 n年後의 避妊効率は 첫해의 경우는 6個月째의 GYP를 적용하였고 두재해는 18個月째의 GYP에서 6個月째의 GYP를 뺀 수를 적용하였다.

즉 1年後의 効率は

$$F_1 = [1 \times 12 + 6] - [(1-1) \times 12 + 6] \text{ 로 계산 하였다.}$$

계산된 결과는 다음과 같다.

n년째	도시의 피임効率 (F_u)	농촌의 피임効率 (F_R)
1년	0.33	0.37
2년	0.48	0.54
3년	0.25	0.36
4년	0.22	0.24
5년	0.11	0.17
6년	0.07	0.10
7년	0.05	0.07
8년	0.02	0.04
9년	0.02	0.03
10년	0.01	0.01

그런데 우리나라의 政府家族計劃事業統計로서 가능한 資料로 1964년부터 每年 루우프 挿入婦人數를 集計한 것이다. 따라서 어느 일정한 해 즉 n 년에 실제로 루우프에 의하여 避妊되고 있는 婦人數는 事業의 初期부터 1년까지 使用 經驗婦人中 1년까지 계속 사용하고 있는 婦人들의 合을 뜻한다.

$$\text{즉 } 1\text{년의 CYP는 } Y_1 = X_1 \cdot F_1 + X_{1-1} F_2 \dots + X_1 F_i$$

로 表示된다.

여기에서 X_1 ; 1년제 루우프 挿入婦人數
 F_1 ; 루우프挿入後 1년제의 避妊効率 (단 F_1 는 農村
 과 都市를 分離하여 적용하였음)

예를 들면 1973年の CYP는

$Y_{10} = F_{10} X_1 + F_9 X_2 + \dots + F_1 X_{10}$ 으로 計算된다. 즉 1973년
 어느市 保健所의 CYP를 求하기 위하여는 1964년 同市 保健所
 事業実績 (루우프) F_{10} 즉 0.01을 곱하고 1965년 루우프 실적에
 F_9 즉 0.02를 곱하고
 1973년 실적에 當年の 効率 0.33을 곱하여 1964년부터 1973
 년까지의 값을 모두 合하여 計算하면 된다.

不妊手術

不妊手術後 避妊効果는 거의 完全하다고 볼 수 있다. 단 언
 제 手術을 받았는가가 避妊效果에 크게 影響을 미칠 것이다. 즉
 手術받을 당시 被施術者의 婦人年齡 부터 閉經期까지의 年齡이 避
 妊效果를 나타내는 期間이 된다.

단 避妊期間內에 配偶者가 死亡하였거나 離婚하는 경우가 고려된
 다면 避妊効率は 약간 줄어들 것이다

따라서 한 婦人 (或은 夫婦) 이 不妊手術에 의하여 避妊되는 기간
 $CYP = Y (1 - p (um)) (1 - P (uf)) (1 - P (div)) (1 - P (m))$

여기서 $P (um)$: 남편의 死亡力
 $P (uf)$: 婦人の 死亡力
 $P (div)$: 離婚率

$P(m)$; 不妊率

Y ; 婦人の 閉經年齡 - 不妊手術時 婦人の 平均年齡

1974年度 不妊施術쿠폰 分析에 依하면 不妊施術時 婦人の 平均年齡이 32.4 세로 나타나고 있어 $Y = 44 \text{ 세} - 32.4 \text{ 세} = 11.6 \text{ 세}$ 이다.

남편과 婦人の 死亡力: $P(um) = 0.042$

$P(uf) = 0.029$ 를 代入하고 $P(div)$ 는 1970년 센서스 結果 0.017로 産出되었고 $P(M)$ 은 1971년 出産力調査結果에서 30-44세의 불임율로 表示되며

i ; 事業後 경과한 年數

X_i ; i 년제의 不妊施術 実績

먹는 避妊藥

먹는 避妊藥의 자료는 年間 使用한 먹는 피임약 次數 (Cycle) 를 이용하였다.

1년에 먹는 피임약은 13Cycle이 (월경주기가 28日이므로) 必要하여 1 Cycle 당 避妊效率은 $1/13$ 로 나타난다고 Wishih 에 依하여 說明된 바 있다.

따라서 1번째 년도의 먹는 피임약에 의한 避妊效率은 $O_1 = X_1/13$ 로 산출하였다. 먹는 避妊藥은 1968년부터 政府에서 公供給기 시작하였으므로 첫해의 먹는 피임약에 의한 CYP는 첫해 먹는 피임약 총공급량을 13으로 나눈 값이 될 것이다.

두번째해인 1969년은 1969년의 총공급량을 13으로 나눈 값이 된다.

라. 콘 돔

콘 돔의 경우도 먹는避妊藥과 같은 개념으로 Wishih 방법으로 산출하였다.

즉 콘 돔은 1년에 正常的인 경우 12타를 소모한다고 가정하며 1개당 $1/12$ 의 CYP를 나타내는 것으로 추산하였다. 따라서 콘 돔에 의한 1년째의 CYP는 $C1 = X1/12$ 으로 산출하였다.

여기에서 $X1$ 는 1년째의 콘 돔 총공급량을 즉 총공급타수(1타당 12개)를 뜻한다.

III. 分析 結果

1963년 부터 1974년 까지의 妊娠抑制된 夫婦 年數 (Couple - Years Protection) 은 總 783 萬名에 달하고 있어 平均 1 年에 71 萬名의 夫婦가 政府事業受容者임이 밝혀졌다. (부록 參照)

正常的인 狀態에서 한 夫婦가 避妊하지 않고 夫婦生活을 계속하였다면 平均 3 年에 1 名의 出生이 發生한다고 가정하여 約 290 萬의 出生이 政府家族計劃事業에 의하여 防止되었다고 推算된다.

避妊方法別로 比較해 보면 루우프에 의한 GYP 가 약 386 萬으로 가장 많으며 不妊手術이 110 萬, 먹는 피임약이 109 萬, 콘돔이 177 萬으로 추산된다.

즉 루우프가 全體効果의 49 %이고 먹는 피임약이 14 % 不妊手術이 14 % 콘돔이 23 %로 우리나라에서는 루우프에 의한 妊娠防止數가 他 方法에 比하여 월등이 높다. (表 1 參照)

Table 1. Percentage Distributions of No. of Couple-years
Protection by Contraceptive Method(1964-1974)

Calendar year	I U D	Vasec tony	Oral Pill	Condom	Total
1964	19.4	16.8	-	63.8	100.0
1965	10.1	12.3	-	48.2	100.0
1966	54.8	11.1	-	34.2	100.0
1967	62.5	11.3	-	26.3	100.0
1968	63.7	12.2	-	24.2	100.0
1969	54.2	11.8	13.7	20.4	100.0
1970	48.3	12.6	19.0	20.2	100.0
1971	46.6	14.2	20.1	19.2	100.0
1972	46.0	15.9	20.6	17.6	100.0
1973	44.1	16.5	20.5	19.0	100.0
1974	46.5	17.0	19.8	16.9	100.0
Total	49.4	14.1	14.0	22.6	100.0

年度別로 比較해보면 最近에 이를 수록 各方法이 모두 약간씩 增加하고 있으나 루우프의 增加幅이 他方法의 增加幅에 比하여 적어지는 경향을 보이고 있다. (表2 参照)

이러한 結果는 1973年 家族計劃 및 出産力調査結果에서도 비슷한 추세를 보였다. 有配偶婦人中 避妊婦人の 比率은 1974년에 22.5%로 1970年 19.3%에 比하여 3.8%가 增加하였다. (表3 参照)

出産力調査結果 政府家族計劃受容者가 21.3%인 것보다 약간 높다.

Table 2. Percentage Distribution of Couple-Years of Protection for Each Contraceptive Method(1964-1974)

year	I U D	Vasectomy	Oral Pill	Condom	Total
1964	0.8	2.3	0	5.5	1.9
1965	3.0	3.2	0	7.9	3.7
1966	6.6	4.7	0	9.0	5.9
1967	9.4	5.9	0	8.7	7.4
1968	10.2	6.8	0	8.5	7.9
1969	10.6	8.1	9.5	8.8	9.7
1970	11.0	10.1	15.3	10.2	11.3
1971	11.4	12.1	17.2	10.2	12.0
1972	11.6	14.0	18.3	9.7	12.4
1973	12.0	15.7	19.6	11.3	13.4
1974	13.4	17.1	20.1	10.6	14.2
TOTAL	100.0	100.0	100.0	100.0	100.0

이것은 물론 避妊實踐者가 推定値라는 점에서 오는 差異이 겠지만 I章에서 言及한 바와같이 虛實率이 감안되지 않은데 起因한다고 사료 된다.

行政区域別로 比較하면 都市地域 즉 서울과 부산이 他道에 비하여 훨씬 低率을 보이고 있다. 이러한 現象은 都市地域婦人은 個人的으로 避妊法을 채택하는 傾向이 높기 때문인 것으로 풀이된다.

各道가 거의 비슷한 率을 나타내고 있으나 濟州道 및 忠淸北道가 1974年에 46.9%, 31.4%로 가장 좋은 成績을 나타내고 있다.

(表3 参照)

Table 3 . Using Rates of contraception per 100 Eligible Women by Province (1966, 1970 & 1974)

Province	% Of Contraceptive Using			No. of Eligible Women		
	1966	1970	1974	1966	1970	1974
Seoul	8.7	10.5	10.8	565,887	863,717	1,161,547
Busan	11.0	16.8	15.8	212,079	295,974	379,869
Kyunggi	10.9	23.1	28.3	463,901	507,920	551,939
Kangwon	9.7	21.6	27.9	287,957	284,263	280,569
Chungbuk	11.1	23.1	31.3	223,927	206,910	189,893
Chungnam	11.3	21.4	27.5	405,151	376,238	387,425
Geonbuk	11.5	20.5	28.0	352,235	331,497	310,759
Geonnam	11.1	21.8	27.0	563,041	550,791	538,541
Kyungbuk	12.0	22.4	25.5	647,500	652,100	656,700
Kyungnam	12.6	21.5	27.2	458,534	445,062	431,590
Jeju	21.4	42.7	46.9	18,102	20,275	22,448
Total	11.0	19.3	22.5	4,226,372	4,585,469	4,944,566

* Estimated No. Based on Growth Rates of Eligible Women from 1966 Year to 1970 Year

避妊方法別로 地域的特性을 比較해 보면 어떤 市道이던지 루우프 사용婦人의 分布가 많지만 경기도에서는 他道에 比하여 不妊手術의 比率이 높으며 경상북도에서는 먹는약 사용婦人의 比率이 높고 제주도에서는 콘돔 사용율이 높게 나타나고 있다. (表4 参照)

Table 4. Percentage Distribution of No. of Couple-years of Protections by Each Contraceptive Method and by Province .

Province	I U D	Vasectomy	Oral Pill	Condom	Total
Seoul	57.9	15.0	13.3	13.8	100.0
Pusan	57.8	16.2	10.1	15.9	100.0
Kyunggi	43.8	29.8	13.6	12.8	100.0
Kangwon	55.9	11.5	15.9	16.7	100.0
Chungbuk	57.4	9.8	18.0	14.8	100.0
Chungnam	56.3	10.6	16.8	16.3	100.0
Jeonbuk	59.0	13.8	12.3	14.9	100.0
Jeonnan	54.6	12.3	16.4	16.7	100.0
Kyungbuk	51.2	14.5	19.5	14.8	100.0
Kyungnan	58.0	15.3	14.1	12.6	100.0
Jeju	58.2	3.7	14.9	23.2	100.0

以上에서 言及한 結果는 政府事業評價의 實務的인 側面에서 利用
될 수 있다.

예를 들면

첫째 II章에서 記術한 方法으로 計算된 保健所別, 年度別, GYP를
기초로 事業의 保健所別 目標을 설정할 수 있을 것이다.

둘째, 지금까지 추진된 事業實績을 道別 保健所로 比較 評價할
수 있다.

셋째, 政府家族計劃事業에 의한 實踐率이 약 22%로 추산되어 他
標本調査結果와 比較 事業統計의 精度를 파악할 수 있다.

넷째, 避妊方法別로 量과 質的인 側面에서 동시에 避妊效果의 比
較가 가능하다.

다섯째, 收益, 受容, 費用, 要員의 勞力投入 效果 分析등의 기초자
료로 多目的인 有用性이 있다.

註:

1) 1965 . 1966 . 1967 全國家族計劃實態調査; 保健社會部 家族計劃
評價班

1968 . 1971 , 1973 出産力 및 家族計劃實態調査; 家族計劃研
究院

韓基春, 韓國家族計劃事業의 收益費用에 관한 研究; 家族計劃研究院

2) a . Samuel M. Wishih Method

$$CYP = I/13 \quad 0.9 + 2.4 \text{ IUD} + 1/100 \text{ CC} + 7V \text{asec.}$$

b. Parker Mauldin

$$(CYP)_n = S(CC)_n / 100 + (V) + S_0^n (TV) + 0.75 \text{ Int } 0.5 \\ I_{n-1} + 0.25 I_{n-2}$$

S (cc)n = n년까지 재래식 避妊方法 (콘돔포함) 채택자 수의 누적

$S_0^n (TV) =$ 난관절제 시술수

V = 정관절제수

$I_n =$ n년에 루우프 시술수

$I_{n-1} =$ n년 전해의 루우프 시술수

C. Lee, L. Bean 와 William Seltzer 가 使用한 方法 본래 Mauldin에 의하여 Model 이 세워졌으며 Model 을 Bean 과 Seltzer 가 적용하였다.

먹는약, IUD의 경우

$$CYP = N_0 \int_0^T a e^{-rt} \\ = N_0 \frac{a}{r} (1 - e^{-rt}) = N_0 M (1 - e^{-rt})$$

a ; 挿入과 동시에 탈락한 婦人을 제외한 계수 (보통 0.9 정도)

r ; 계속 使用者의 감소율 (회귀계수)

t ; 使用後 測定시점과의 期間

e ; 자연 대수

M ; 出生抑制된 平均期間

0 콘돔

$$CYP = \sum N_i a e / 12$$

N_i ; 1個月의 콘돔 채택자수

a ; 채택자중 실제로 사용하는 Couple의 추정비율

e ; 콘돔의 効率 (보통 0.98로 함)

0 정관 및 난관결찰

$$Y = \bar{a}_m - \bar{a}_f + (SMAM_m - SMAM_f)$$

\bar{a}_m = 평균 폐경기간

\bar{a}_f = 남자불임시의 婦人의 年齡

$(SMAM_m - SMAM_f)$; 女子와 男子의 平均結婚 期間의 差異

3) 文顯相, 韓聖鉉 ; "避妊效果分析"

家族計劃研究院 1973년

4) W. Parker. Mauldin ; "Births Averted by Family Planning Program"

Studies in Family Planning Program No.33

August 1968

5) 韓聖鉉 ; "루우프와 먹는 피임약에 의해서 妊娠抑制된 年

婦人數" 家族計劃研究院 Vol VI Sep. 1973 .

6) 家族計劃研究院 ; 家族計劃事業評價 Page 13. 1975.2

7) 人口問題研究所 ; "1970년 人口構造의 分析和 그의 예측에

관한 調査研究" 1972. 12

- 8) Korea Institute for Family Planning
Report on 1971 Fertility -Abortion Survey" 1973
- 9) Wishih, Samuel M. Indexes for Measurement of Amount of
Contraceptive Practice "
- 10) Wishih Samuel M. op it
- 11) 宋建鏞, 韓聖鉉, 1973년 全國 家族計劃 및 出産力調査 - 綜合
報告 - 1974. 12. Page 133.

IV. 保 健 所 別 事 業 現 況

加 球 變 因 而 變 相 的

서 울 시 보 건 소

01111 서울종로구보건소

YEAR	ACHIEVEMENT			
	IUD	VASECTOMY	ORAL-PILL	CONDOM
1964	229	100	0	6,259
1965	930	85	0	3,178
1966	2,704	224	0	14,072
1967	2,545	204	0	11,416
1968	1,113	99	0	8,920
1969	862	120	3,773	14,798
1970	648	143	4,467	10,638
1971	765	210	4,659	10,680
1972	1,300	250	6,434	12,240
1973	1,200	346	14,035	15,756
1974	683	526	12,395	13,196
SUBTOTAL	12,979	2,307	45,763	121,153

01112 서울중구보건소

1964	222	154	0	3,122
1965	1,327	183	0	3,235
1966	1,136	113	0	10,411
1967	415	653	0	9,812
1968	446	98	0	7,554
1969	479	63	2,805	5,242
1970	321	95	2,635	5,562
1971	319	140	2,752	5,869
1972	500	250	3,910	7,644
1973	500	307	5,276	15,433
1974	406	451	10,978	11,901
SUBTOTAL	6,071	2,507	28,356	85,785

COUPLE-YEARS-PROTECTION

I U D	VASECTOMY	ORAL-PILL	CONDOM	TOTAL
75	100	0	582	757
415	174	0	295	884
1,395	380	0	1,308	3,083
2,418	545	0	1,061	4,024
2,493	589	0	829	3,911
2,166	650	290	1,376	4,482
1,836	727	343	989	3,895
1,540	864	358	993	3,755
1,604	1,027	494	1,138	4,263
1,725	1,270	1,079	1,465	5,539
1,677	1,668	953	1,227	5,525
17,344	7,994	3,517	11,263	40,118
73	154	0	290	517
543	321	0	300	1,164
1,065	401	0	968	2,434
1,060	1,013	0	912	2,985
945	1,009	0	702	2,656
884	971	215	487	2,557
763	968	202	517	2,450
670	1,011	211	545	2,437
667	1,159	300	710	2,836
707	1,350	405	1,435	3,897
783	1,665	844	1,106	4,398
8,160	10,022	2,177	7,972	28,331

01113 서울동대문구보건소

YEAR	ACHIEVEMENT			
	IUD	VASECTOMY	ORAL-PILL	CONDOM
1964	288	254	0	5,680
1965	2,260	166	0	8,117
1966	5,443	263	0	19,148
1967	8,488	332	0	24,958
1968	6,682	282	0	27,364
1969	5,354	226	18,614	37,607
1970	5,618	225	28,577	35,727
1971	4,109	270	31,296	32,744
1972	5,600	500	43,815	33,453
1973	5,300	633	46,295	34,968
1974	6,555	977	44,624	41,393
SUBTOTAL	55,697	4,128	213,221	301,155

01114 서울성동구보건소

1964	1,880	331	0	4,760
1965	4,509	228	0	9,378
1966	5,974	319	0	17,844
1967	6,935	322	0	27,978
1968	6,212	258	0	22,817
1969	5,365	221	14,080	27,090
1970	5,579	281	28,424	25,425
1971	4,861	380	37,048	29,086
1972	6,799	710	42,799	37,298
1973	6,700	812	50,127	49,728
1974	5,462	1,030	50,408	50,092
SUBTOTAL	60,276	4,892	222,886	301,496

COUPLE-YEARS-PROTECTION				
I U D	VASECTOMY	ORAL-PILL	CONDOM	TOTAL
95	254	0	528	877
883	394	0	754	2,031
2,952	617	0	1,780	5,349
6,041	887	0	2,321	9,249
8,167	1,080	0	2,544	11,791
8,560	1,197	1,431	3,497	14,685
8,729	1,302	2,198	3,322	15,551
8,291	1,441	2,407	3,044	15,183
8,052	1,796	3,370	3,111	16,329
8,333	2,249	3,561	3,252	17,395
8,740	3,001	3,432	3,849	19,022
68,843	14,218	16,399	28,002	127,462
620	331	0	442	1,393
2,389	525	0	872	3,786
4,605	791	0	1,659	7,055
6,695	1,033	0	2,601	10,329
8,067	1,187	0	2,121	11,375
8,424	1,289	1,083	2,519	13,315
8,560	1,441	2,186	2,364	14,551
8,430	1,676	2,849	2,704	15,659
8,743	2,218	3,292	3,468	17,721
9,513	2,808	3,855	4,624	20,800
10,081	3,557	3,877	4,658	22,173
76,127	16,856	17,142	28,032	138,157

01115 서울성북구보건소

YEAR	ACHIEVEMENT			
	IUD	VASECTOMY	ORAL-PILL	CONDOM
1964	379	246	0	10,512
1965	2,844	149	0	8,707
1966	2,582	171	0	27,969
1967	7,093	381	0	21,727
1968	5,864	242	0	23,002
1969	4,721	294	16,487	25,869
1970	4,445	289	20,625	21,560
1971	3,791	250	27,136	23,649
1972	6,000	570	51,455	13,006
1973	6,500	808	54,423	36,205
1974	3,839	1,051	37,672	27,591
SUBTOTAL	53,058	4,451	207,798	257,797

01117 서울서대문구보건소

1964	370	262	0	10,412
1965	1,969	166	0	7,167
1966	10,266	260	0	22,855
1967	5,611	314	0	25,024
1968	4,857	198	0	20,954
1969	5,245	192	7,877	23,019
1970	4,101	215	13,971	23,032
1971	3,813	280	19,237	23,758
1972	4,645	550	40,319	28,832
1973	5,200	788	53,440	43,990
1974	4,358	1,507	40,873	38,748
SUBTOTAL	50,435	4,732	175,717	267,791

COUPLE-YEARS-PROTECTION

I U D	VASECTOMY	ORAL-PILL	GONDOM	TOTAL
125	246	0	977	1,348
1,119	370	0	809	2,298
3,961	503	0	2,601	7,065
6,773	833	0	2,020	9,626
7,900	991	0	2,139	11,030
8,150	1,185	1,268	2,405	13,008
7,809	1,355	1,586	2,005	12,755
7,313	1,469	2,087	2,199	13,068
7,531	1,892	3,958	2,883	16,264
8,442	2,510	4,186	3,367	18,505
8,291	3,309	2,897	2,565	17,062
67,414	14,663	15,982	23,970	122,029
122	262	0	968	1,352
826	401	0	666	1,893
4,424	620	0	2,125	7,169
7,351	871	0	2,327	10,549
7,334	981	0	1,948	10,263
7,962	1,074	605	2,140	11,781
7,602	1,181	1,074	2,141	11,998
7,045	1,342	1,479	2,209	12,075
7,025	1,757	3,101	2,681	14,564
7,242	2,369	4,110	4,091	17,812
7,465	3,639	3,144	3,603	17,851
64,398	14,497	13,513	24,899	117,307

01118 서울마포구보건소

YEAR	ACHIEVEMENT			
	IUD	VASECTOMY	ORAL-PILL	CONDOM
1964	448	139	0	6,060
1965	1,252	90	0	6,426
1966	4,534	206	0	27,208
1967	4,206	258	0	18,562
1968	2,771	205	0	16,214
1969	2,446	122	9,547	9,258
1970	1,673	107	9,559	18,533
1971	2,220	190	13,246	22,800
1972	2,800	296	15,751	21,909
1973	2,800	259	18,804	28,356
1974	2,005	296	15,184	17,404
SUBTOTAL	27,155	2,168	82,091	192,730

01119 서울용산구보건소

1964	513	222	0	13,599
1965	1,920	170	0	4,987
1966	3,394	231	0	27,791
1967	4,344	197	0	19,258
1968	2,370	148	0	16,303
1969	2,015	121	10,551	14,628
1970	992	166	11,907	15,662
1971	1,390	190	12,950	18,209
1972	2,078	300	13,571	19,340
1973	2,300	398	17,378	25,029
1974	1,969	672	17,704	14,770
SUBTOTAL	23,285	2,815	84,061	189,576

COUPLE-YEARS-PROTECTION				
I U D	VASECTOMY	ORAL-PILL	CONDOM	TOTAL
147	139	0	563	849
628	215	0	597	1,440
2,208	399	0	2,530	5,137
3,974	617	0	1,726	6,317
4,389	760	0	1,507	6,656
4,353	805	734	860	6,752
3,950	831	735	1,723	7,239
3,604	937	1,018	2,120	7,679
3,802	1,139	1,211	2,037	8,189
3,982	1,284	1,446	2,637	9,349
4,037	1,451	1,168	1,618	8,274
55,074	8,577	6,312	17,918	67,881
169	222	0	1,264	1,655
879	369	0	463	1,711
2,169	563	0	2,584	5,316
3,654	703	0	1,790	6,147
4,193	780	0	1,516	6,489
3,879	822	811	1,360	6,872
3,373	905	915	1,456	6,649
2,778	1,004	996	1,693	6,471
2,824	1,203	1,043	1,798	6,868
3,034	1,480	1,336	2,327	8,177
3,306	2,003	1,361	1,373	8,043
30,258	10,054	6,462	17,624	64,398

01120 서울영등포구보건소


YEAR	ACHIEVEMENT			
	IUD	VASECTOMY	ORAL-PILL	CONDOM
1964	613	284	0	13,124
1965	2,429	201	0	8,359
1966	5,729	396	0	28,275
1967	5,541	280	0	30,281
1968	6,043	205	0	37,733
1969	5,700	247	12,188	24,915
1970	4,832	307	22,102	48,897
1971	4,652	330	33,356	40,273
1972	7,534	590	50,496	43,795
1973	7,500	854	65,352	52,911
1974	8,328	1,517	52,753	50,526
SUBTOTAL	58,901	5,211	236,247	379,089

SEOUL <서울전체>

1964	4,942	1,992	0	73,528
1965	19,440	1,438	0	59,554
1966	46,762	2,183	0	195,573
1967	45,178	2,941	0	189,016
1968	36,358	1,735	0	180,861
1969	32,187	1,606	95,922	182,426
1970	28,209	1,828	142,267	205,036
1971	25,920	2,240	181,680	207,064
1972	37,256	4,016	268,550	235,517
1973	38,000	5,205	325,130	302,376
1974	33,605	8,027	282,591	265,621
DO-TOTAL	347,857	33,211	1,296,140	2,096,572

COUPLE-YEARS-PROTECTION

I U D	VASECTOMY	ORAL-PILL	CONDOM	TOTAL
202	284	0	1,220	1,706
1,095	456	0	777	2,328
3,208	806	0	2,629	6,643
5,318	1,005	0	2,816	9,139
6,686	1,109	0	3,509	11,304
7,735	1,245	937	2,317	12,234
7,889	1,427	1,700	4,547	15,563
7,751	1,614	2,565	3,745	15,675
8,576	2,042	3,884	4,072	18,574
9,811	2,691	5,027	4,920	22,449
10,959	3,938	4,057	4,698	23,652
69,230	16,617	16,170	35,250	139,267
1,628	1,992	0	6,834	10,454
8,777	3,225	0	5,533	17,535
25,987	5,080	0	18,184	49,251
43,284	7,507	0	17,574	68,365
50,174	8,486	0	16,815	75,475
52,113	9,238	7,374	16,961	85,686
50,511	10,137	10,939	19,064	90,651
47,422	11,358	13,970	19,252	92,002
48,824	14,233	20,653	21,898	105,608
52,789	18,011	25,005	28,118	123,923
55,339	24,231	21,733	24,697	126,000
436,848	1,13,498	99,674	194,9390	844,950



부 산 시 보 건 소

02111 부산중구보건소

YEAR	ACHIEVEMENT			
	IUD	VASECTOMY	ORAL-PILL	CONDOM
1964	604	663	0	9,169
1965	1,302	150	0	23,061
1966	3,159	186	0	12,664
1967	2,420	243	0	11,183
1968	1,534	200	0	7,832
1969	1,600	111	2,902	9,971
1970	1,460	120	6,997	9,802
1971	1,419	228	6,436	7,234
1972	1,048	183	7,102	7,894
1973	1,412	168	8,740	9,069
1974	1,598	158	9,712	9,815
SUBTOTAL	17,556	2,410	41,889	117,694

02112 부산서구보건소

1964	421	272	0	7,303
1965	1,720	109	0	37,082
1966	4,220	166	0	15,109
1967	3,382	240	0	14,390
1968	4,123	192	0	14,179
1969	3,300	75	5,989	15,864
1970	2,767	205	15,482	15,977
1971	2,803	144	14,508	16,776
1972	3,720	280	13,825	18,290
1973	3,621	248	18,329	17,420
1974	3,788	362	16,906	18,743
SUBTOTAL	33,865	2,293	85,039	191,133

COUPLE-YEARS-PROTECTION

I U D	VASECTOMY	ORAL-PILL	CONDOM	TOTAL
199	663	0	852	1,714
718	746	0	2,144	3,608
1,817	857	0	1,177	3,851
2,771	1,014	0	1,040	4,825
2,808	1,112	0	728	4,648
2,748	1,111	223	927	5,009
2,632	1,119	538	911	5,200
2,469	1,235	495	672	4,871
2,274	1,294	546	734	4,848
2,141	1,332	672	843	4,988
2,472	1,356	747	912	5,487
23,049	11,839	3,221	10,940	49,049
138	272	0	679	1,089
769	353	0	3,448	4,570
2,322	483	0	1,405	4,210
3,663	674	0	1,338	5,675
4,462	798	0	1,318	6,578
5,059	793	460	1,475	7,787
4,876	918	1,190	1,485	8,469
4,745	970	1,116	1,560	8,391
4,930	1,152	1,063	1,700	8,845
5,228	1,284	1,409	1,620	9,541
5,597	1,517	1,300	1,743	10,157
41,789	9,214	6,538	17,771	75,312

02113 부산동구보건소

YEAR	ACHIEVEMENT			
	IUD	VASECTOMY	ORAL-PILL	CONDOM
1964	396	620	0	6,228
1965	1,518	232	0	34,865
1966	4,143	336	0	10,416
1967	3,326	210	0	15,238
1968	3,234	123	0	11,312
1969	2,800	136	5,383	14,477
1970	3,240	170	13,175	15,424
1971	1,943	106	15,120	13,546
1972	2,800	350	12,482	13,243
1973	3,800	588	20,724	17,471
1974	4,361	561	18,439	17,002
SUBTOTAL	31,561	3,432	85,323	169,222

02114 부산영도구보건소

1964	458	252	0	8,153
1965	669	70	0	21,036
1966	2,761	145	0	7,395
1967	1,911	105	0	9,124
1968	1,993	69	0	9,875
1969	2,021	105	4,011	10,079
1970	2,683	90	9,156	11,418
1971	1,734	75	8,438	11,008
1972	1,860	245	9,853	11,605
1973	2,493	259	12,051	12,102
1974	2,136	333	12,453	13,173
SUBTOTAL	20,719	748	55,962	124,968

COUPLE-YEARS-PROTECTION				
I U D	VASECTOMY	ORAL-PILL	CONDOM	TOTAL
130	620	0	579	1,329
690	789	0	3,242	4,721
2,194	1,046	0	968	4,208
3,551	1,151	0	1,417	6,119
4,074	1,158	0	1,052	6,284
4,411	1,178	414	1,346	7,349
4,532	1,230	1,013	1,434	8,209
4,344	1,212	1,163	1,259	7,978
4,112	1,440	960	1,231	7,743
4,609	1,883	1,594	1,624	9,710
5,411	2,255	1,418	1,581	10,665
38,058	13,962	6,562	15,733	74,315
151	252	0	758	1,161
439	296	0	1,956	2,691
1,346	411	0	687	2,444
2,222	474	0	848	3,544
2,461	495	0	918	3,874
2,811	550	308	937	4,606
3,144	584	704	1,061	5,493
3,247	600	649	1,023	5,519
3,071	784	757	1,079	5,691
3,265	964	927	1,125	6,281
3,549	1,200	957	1,225	6,931
25,706	6,610	4,302	11,617	48,235

02115 부산진구보건소

YEAR	ACHIEVEMENT			
	I.U.D	VASECTOMY	ORAL-PILL	CONDOM
1964	697	487	0	8,775
1965	2,591	270	0	39,904
1966	5,317	209	0	20,447
1967	5,121	310	0	24,381
1968	5,898	214	0	23,325
1969	5,372	287	8,958	29,107
1970	4,850	285	31,179	28,992
1971	2,220	110	29,888	29,436
1972	4,890	334	24,603	27,591
1973	6,729	435	27,324	34,455
1974	6,476	1,099	26,220	32,673
SUBTOTAL	50,161	4,040	148,172	299,086

02116 부산동래구보건소


1964	465	194	0	8,911
1965	972	71	0	19,067
1966	2,972	98	0	9,684
1967	2,202	92	0	10,428
1968	3,155	97	0	10,351
1969	3,507	135	3,569	14,709
1970	3,600	170	20,719	16,164
1971	2,881	207	14,165	14,137
1972	2,682	207	19,686	13,355
1973	4,045	231	19,764	18,199
1974	4,787	290	17,354	19,192
SUBTOTAL	31,268	1,792	95,257	154,197

COUPLE-YEARS-PROTECTION				
I U D	VASECTOMY	ORAL-PILL	CONDOM	TOTAL
230	487	0	816	1,533
1,189	708	0	3,711	5,608
3,171	846	0	1,901	5,918
5,041	1,071	0	2,267	8,379
6,379	1,177	0	2,169	9,725
7,385	1,346	689	2,706	12,126
7,577	1,496	2,398	2,696	14,167
6,777	1,456	2,299	2,737	13,269
6,406	1,644	1,892	2,565	12,507
7,609	1,914	2,101	3,204	14,828
8,769	2,821	2,016	3,038	16,644
60,533	14,966	11,395	27,810	114,704
153	194	0	828	1,175
543	245	0	1,773	2,561
1,562	318	0	900	2,780
2,497	378	0	969	3,844
3,104	437	0	962	4,503
4,012	528	274	1,367	6,181
4,560	645	1,593	1,503	8,301
4,755	787	1,089	1,314	7,945
4,615	915	1,514	1,242	8,286
4,929	1,054	1,520	1,692	9,195
5,904	1,238	1,334	1,784	10,260
36,634	6,739	7,324	14,334	65,031

PUSAN < 부산전체 >

YEAR	ACHIEVMENT			
	IUD	VASECTOMY	ORAL-PILL	CONDOM
1964	3,041	2,488	0	48,539
1965	8,772	902	0	175,015
1966	22,572	1,140	0	75,715
1967	18,362	1,200	0	84,744
1968	19,937	895	0	76,874
1969	18,600	849	30,812	94,207
1970	18,600	1,040	96,708	97,777
1971	13,000	870	88,555	92,137
1972	17,000	1,599	87,551	91,978
1973	22,100	1,929	106,932	108,716
1974	23,146	2,803	101,084	110,598
DO-TOTAL	185,130	15,715	511,642	1,056,300

COUPLE-YEARS-PROTECTION				
IUD	VASECTOMY	ORAL-PILL	CONDOM	TOTAL
1,001	2,488	0	4,512	8,001
4,348	3,137	0	16,274	23,759
12,412	3,961	0	7,038	23,411
19,745	4,762	0	7,879	32,386
23,288	5,177	0	7,147	35,612
26,426	5,506	2,368	8,758	43,058
27,321	5,992	7,436	9,090	49,839
26,337	6,260	6,811	8,565	47,973
25,408	7,229	6,732	8,551	47,920
27,781	8,431	8,223	10,108	54,543
31,702	10,387	7,772	10,283	60,144
225,769	63,330	39,342	98,205	426,646



경. 기. 도. 보. 건. 소

03110 경기인천시보건소

YEAR	ACHIEVEMENT			
	I U D	VASECTOMY	ORAL-PILL	CONDOM
1964	841	190	0	7,858
1965	3,297	164	0	20,222
1966	5,833	173	0	19,988
1967	6,428	293	0	25,349
1968	5,810	316	0	31,656
1969	5,656	333	16,515	28,836
1970	5,972	390	32,442	29,377
1971	4,979	343	53,961	26,709
1972	5,503	482	57,044	27,078
1973	5,150	660	53,294	35,157
1974	7,632	536	61,274	43,141
SUBTOTAL	57,101	3,880	274,530	295,371

03111 경기수원시보건소

1964	508	81	0	3,618
1965	561	53	0	10,859
1966	1,502	105	0	11,087
1967	1,577	83	0	8,743
1968	1,429	93	0	9,137
1969	1,551	91	4,799	9,251
1970	1,791	90	9,385	9,837
1971	1,539	106	10,348	7,450
1972	1,698	181	10,257	7,371
1973	1,900	208	10,367	10,011
1974	2,160	246	12,569	11,780
SUBTOTAL	16,216	1,337	57,725	99,144

COUPLE-YEARS-PROTECTION				
IUD	VASECTOMY	ORAL-PILL	CONDOM	TOTAL
277	190	0	730	1,197
1,491	334	0	1,880	3,705
3,716	473	0	1,858	6,047
5,929	718	0	2,357	9,004
7,277	962	0	2,944	11,183
7,964	1,198	1,270	2,681	13,113
8,463	1,468	2,495	2,732	15,158
8,496	1,664	4,150	2,483	16,793
8,401	1,979	4,388	2,518	17,286
8,435	2,441	4,099	3,269	18,244
9,388	2,732	4,713	4,012	20,845
69,837	14,159	21,115	27,464	132,575
167	81	0	336	584
428	125	0	1,009	1,562
891	217	0	1,031	2,139
1,491	278	0	813	2,582
1,780	343	0	849	2,972
2,016	399	369	860	3,644
2,267	449	721	914	4,351
2,383	510	796	692	4,381
2,449	639	789	685	4,562
2,614	783	797	931	5,125
3,015	950	966	1,095	6,026
19,501	4,774	4,438	9,215	37,928

03113 경기의 정부시보건소

YEAR	ACHIEVEMENT			
	IUD	VASECTOMY	ORAL-PILL	CONDOM
1964	227	43	0	2,829
1965	421	36	0	3,710
1966	764	60	0	5,620
1967	1,322	51	0	6,422
1968	1,118	57	0	6,759
1969	1,636	79	4,009	8,085
1970	1,332	83	9,049	8,596
1971	934	88	13,791	6,620
1972	738	70	12,679	5,558
1973	1,050	91	11,857	6,132
1974	1,225	123	12,079	6,463
SUBTOTAL	10,767	781	63,464	66,794

03115 경기부천시보건소

1964	1,565	87	0	4,200
1965	1,500	79	0	5,876
1966	1,265	91	0	8,663
1967	1,322	76	0	6,725
1968	1,003	67	0	7,463
1969	217	7,011	325	6,295
1970	121	13,667	901	7,465
1971	144	15,201	1,541	7,672
1972	141	15,191	1,653	7,800
1973	76	9,445	1,165	5,231
1974	971	110	5,573	3,948
SUBTOTAL	8,325	61,025	11,158	71,338

COUPLE-YEARS-PROTECTION				
I U D	VASECTOMY	ORAL-PILL	CONDOM	TOTAL
74	43	0	263	380
246	74	0	345	665
510	126	0	522	1,158
956	164	0	597	1,717
1,309	204	0	628	2,141
1,634	262	308	751	2,955
1,917	318	696	799	3,730
1,824	374	1,060	615	3,873
1,647	406	975	516	3,544
1,574	456	912	570	3,512
1,740	533	929	601	3,803
13,431	2,960	4,880	6,207	27,478
516	87	0	390	993
1,246	157	0	546	1,949
1,528	232	0	805	2,565
1,762	284	0	625	2,671
1,781	322	0	694	2,797
1,433	7,300	25	585	9,343
1,004	20,236	69	694	22,003
718	33,413	118	713	34,962
518	45,262	127	725	46,632
383	50,180	89	486	51,138
1,145	45,271	428	367	47,211
12,034	202,744	856	6,630	222,264

03131 경기 양주군 보건소

YEAR	ACHIEVEMENT			
	IUD	VASECTOMY	ORAL-PILL	CONDOM
1964	704	217	0	6,045
1965	1,320	50	0	19,810
1966	2,383	147	0	14,196
1967	2,966	154	0	12,384
1968	1,680	171	0	12,375
1969	1,574	119	8,263	14,400
1970	2,505	183	17,130	14,244
1971	2,169	138	18,531	16,825
1972	2,073	108	19,556	15,625
1973	2,710	163	21,978	16,221
1974	2,534	166	23,462	12,873
SUBTOTAL	22,618	1,616	108,920	154,998

03132 경기 여주군 보건소

1964	763	27	0	5,172
1965	881	34	0	16,455
1966	1,922	93	0	8,755
1967	1,299	79	0	8,038
1968	977	59	0	6,800
1969	1,055	75	7,265	6,871
1970	1,000	68	10,119	7,043
1971	1,187	79	12,167	7,170
1972	1,084	55	11,440	9,378
1973	1,159	65	11,963	680,1
1974	873	56	9,381	3,981
SUBTOTAL	12,100	690	62,335	86,464

COUPLE-YEARS-PROTECTION

I U D	VASECTOMY	ORAL-PILL	CONDOM	TOTAL
232	217	0	562	1,011
772	245	0	1,842	2,859
1,595	367	0	1,320	3,282
2,605	484	0	1,151	4,240
2,939	606	0	1,150	4,695
2,784	664	635	1,339	5,422
3,042	780	1,317	1,324	6,463
3,251	839	1,425	1,564	7,079
3,247	863	1,504	1,453	7,067
3,500	939	1,690	1,508	7,637
3,979	1,011	1,804	1,197	7,991
27,946	7,015	8,375	14,410	57,746
251	27	0	480	758
656	58	0	1,530	2,244
1,213	145	0	814	2,172
1,689	209	0	747	2,645
1,676	247	0	632	2,555
1,689	297	558	639	3,183
1,664	335	778	654	3,431
1,676	380	935	666	3,657
1,728	396	880	872	3,876
1,725	421	920	632	3,698
1,957	434	721	370	3,482
15,924	2,949	4,792	8,036	31,701

03133 경기 평택군보건소

YEAR	ACHIEVEMENT			
	IUD	VASECTOMY	ORAL-PILL	CONDOM
1964	614	130	0	15,079
1965	1,377	34	0	16,526
1966	2,329	121	0	9,204
1967	2,506	136	0	7,650
1968	1,369	102	0	7,046
1969	1,479	94	13,206	8,200
1970	1,789	76	20,275	7,849
1971	1,988	109	21,306	13,095
1972	1,871	100	18,929	13,035
1973	2,397	119	20,324	12,693
1974	2,216	176	20,484	11,332
SUBTOTAL	19,935	1,197	114,524	121,709

03134 경기 화성군보건소

1964	909	89	0	15,181
1965	1,701	52	0	28,138
1966	3,114	155	0	13,574
1967	2,496	82	0	12,423
1968	1,363	82	0	13,142
1969	1,800	111	12,467	12,887
1970	1,923	118	23,429	16,909
1971	2,000	133	23,810	13,731
1972	1,839	120	21,411	13,864
1973	1,985	55	20,742	12,232
1974	1,767	193	16,605	8,472
SUBTOTAL	20,897	1,190	118,464	160,553

COUPLE-YEARS-PROTECTION

I U D	VASECTOMY	ORAL-PILL	CONDOM	TOTAL
202	130	0	1,402	1,734
748	150	0	1,536	2,434
1,581	255	0	855	2,691
2,422	365	0	711	3,498
2,604	430	0	655	3,689
2,476	480	1,015	762	4,733
2,574	507	1,559	729	5,369
2,702	565	1,638	1,217	6,122
2,823	608	1,456	1,212	6,099
3,040	666	1,563	1,180	6,449
3,488	775	1,575	1,053	6,891
24,660	4,931	8,806	11,312	49,709
299	89	0	1,411	1,799
997	132	0	2,616	3,745
2,070	273	0	1,262	3,605
2,941	327	0	1,155	4,423
2,898	376	0	1,222	4,496
2,807	449	959	1,198	5,413
2,893	522	1,802	1,572	6,789
2,926	602	1,831	1,276	6,635
2,971	661	1,647	1,289	6,568
2,981	649	1,595	1,137	6,362
3,301	777	1,277	787	6,142
27,084	4,857	9,111	14,925	55,977

03135 경기시흥군보건소

YEAR	ACHIEVMENT			
	I U D	VASECTOMY	ORAL-PILL	CONDOM
1964	859	95	0	5,120
1965	880	68	0	7,380
1966	1,547	117	0	7,159
1967	1,461	60	0	5,647
1968	963	75	0	5,392
1969	1,180	78	7,455	5,272
1970	1,867	93	14,018	5,746
1971	1,710	121	14,665	8,678
1972	2,019	131	16,830	7,937
1973	2,863	188	14,207	9,066
1974	2,201	162	16,377	9,676
SUBTOTAL	17,550	1,188	83,552	77,073

03136 경기파주군보건소

1964	502	88	0	5,468
1965	1,323	42	0	12,785
1966	2,168	138	0	9,130
1967	1,784	103	0	6,933
1968	1,132	115	0	8,652
1969	1,004	106	6,211	7,936
1970	1,072	128	12,502	9,091
1971	1,395	167	18,308	12,168
1972	1,361	134	15,608	11,985
1973	1,518	194	14,347	11,066
1974	1,648	134	16,205	7,990
SUBTOTAL	14,907	1,349	83,181	103,204

COUPLE-YEARS-PROTECTION

I U D	VASECTOMY	ORAL-PILL	CONDOM	TOTAL
283	95	0	476	854
702	153	0	686	1,541
1,146	254	0	665	2,065
1,632	288	0	525	2,445
1,691	334	0	501	2,526
1,712	378	573	490	3,153
2,016	433	1,078	534	4,061
2,295	510	1,128	807	4,740
2,529	589	1,294	738	5,150
3,074	718	1,092	843	5,727
3,699	808	1,259	899	6,665
20,779	4,560	6,424	7,164	38,927
165	88	0	508	761
676	121	0	1,189	1,986
1,475	246	0	849	2,570
2,068	324	0	644	3,036
2,117	406	0	804	3,327
1,976	471	477	738	3,662
1,864	551	961	845	4,221
1,897	662	1,408	1,131	5,098
1,998	729	1,200	1,114	5,041
2,088	850	1,103	1,029	5,070
2,436	898	1,246	743	5,323
18,760	5,346	6,395	9,594	40,095

03137 경기고양군보건소

YEAR	ACHIEVMENT			
	IUD	VASECTOMY	ORAL-PILL	CONDOM
1964	497	21	0	4,373
1965	1,199	18	0	6,110
1966	1,239	41	0	5,803
1967	849	65	0	4,279
1968	745	49	0	4,444
1969	1,003	56	7,564	5,278
1970	1,110	68	10,823	4,860
1971	1,024	75	10,917	6,431
1972	1,024	65	12,883	7,448
1973	1,304	60	11,943	7,360
1974	1,545	121	13,044	9,558
SUBTOTAL	11,539	639	67,174	65,964

03138 경기광주군보건소

1964	645	89	0	5,350
1965	1,043	14	0	6,119
1966	1,645	57	0	9,760
1967	1,248	60	0	9,075
1968	1,102	66	0	8,286
1969	1,259	53	8,027	11,585
1970	1,063	71	13,811	10,952
1971	1,352	85	14,003	6,772
1972	1,079	81	9,679	4,200
1973	876	26	7,348	4,077
1974	795	61	8,808	3,982
SUBTOTAL	12,107	663	61,676	80,158

COUPLE-YEARS-PROTECTION

I U D	VASECTOMY	ORAL-PILL	CONDOM	TOTAL
164	21	0	406	591
633	36	0	568	1,237
1,107	73	0	539	1,719
1,282	130	0	397	1,809
1,278	165	0	413	1,856
1,336	204	581	490	2,611
1,462	251	832	451	2,996
1,529	300	839	598	3,266
1,558	334	991	692	3,575
1,676	360	918	686	3,640
2,078	444	1,003	888	4,413
14,103	2,318	5,164	6,128	27,713
212	89	0	497	798
653	94	0	569	1,316
1,203	141	0	907	2,251
1,601	186	0	843	2,630
1,672	233	0	770	2,675
1,775	262	617	1,077	3,731
1,788	306	1,062	1,018	4,174
1,828	360	1,077	629	3,894
1,867	404	744	390	3,405
1,712	389	565	379	3,045
1,811	411	677	370	3,269
16,122	2,875	4,742	7,449	31,188

03139 경기 연천군보건소

YEAR	ACHIEVEMENT			
	IUD	VASECTOMY	ORAL-PILL	CONDOM
1964	301	104	0	3,148
1965	557	57	0	3,514
1966	980	66	0	6,465
1967	854	49	0	5,376
1968	498	17	0	3,915
1969	664	50	3,684	4,702
1970	722	69	6,802	6,700
1971	960	73	7,172	5,675
1972	759	48	7,993	5,541
1973	901	42	8,941	4,599
1974	652	41	9,058	3,104
SUBTOTAL	7,848	616	43,650	52,739

03140 경기 포천군보건소

1964	377	110	0	5,363
1965	939	45	0	11,488
1966	1,834	123	0	7,083
1967	1,827	94	0	6,382
1968	1,135	84	0	8,562
1969	1,545	84	7,851	9,225
1970	1,368	88	13,756	9,648
1971	1,625	109	14,918	11,709
1972	1,375	93	13,447	10,985
1973	1,473	95	12,883	10,088
1974	1,308	69	11,603	6,804
SUBTOTAL	14,806	994	74,458	97,337

COUPLE-YEARS-PROTECTION

I U D	VASECTOMY	ORAL-PILL	CONDOM	TOTAL
99	104	0	292	495
327	150	0	326	803
665	200	0	601	1,466
956	228	0	499	1,683
973	222	0	364	1,559
968	249	283	437	1,937
1,027	293	523	623	2,466
1,131	336	551	527	2,545
1,215	350	614	515	2,694
1,241	356	687	427	2,711
1,348	361	696	288	2,693
9,950	2,849	3,354	4,899	21,052
124	110	0	498	732
489	143	0	1,068	1,700
1,149	251	0	658	2,058
1,798	319	0	593	2,710
1,955	371	0	796	3,122
2,041	417	603	857	3,918
2,160	463	1,058	897	4,578
2,208	525	1,147	1,088	4,968
2,281	565	1,034	1,021	4,901
2,248	603	991	938	4,780
2,372	611	892	632	4,507
18,825	4,378	5,725	9,046	37,974

03141 경기가평균보건소

YEAR	ACHIEVMENT			
	IUD	VASECTOMY	ORAL-PILL	CONDOM
1964	484	16	0	1,590
1965	494	11	0	2,336
1966	864	72	0	4,963
1967	1,054	53	0	4,611
1968	674	54	0	4,003
1969	717	49	3,213	4,945
1970	700	56	5,387	5,596
1971	754	63	7,100	6,762
1972	621	52	7,262	6,552
1973	779	70	7,692	6,060
1974	768	46	6,307	3,246
SUBTOTAL	7,909	542	36,961	50,664

03142 경기양평균보건소

1964	459	11	0	2,454
1965	932	55	0	7,967
1966	1,487	75	0	7,540
1967	1,537	63	0	7,026
1968	1,255	74	0	8,360
1969	1,088	77	6,768	10,594
1970	1,090	58	9,320	13,135
1971	1,383	61	12,017	8,360
1972	1,206	40	10,356	8,154
1973	1,442	50	13,100	8,255
1974	1,046	63	12,405	4,654
SUBTOTAL	12,925	627	63,966	86,499

COUPLE-YEARS-PROTECTION

I U D	VASECTOMY	ORAL-PILL	CONDOM	TOTAL
159	16	0	147	322
395	25	0	217	637
643	94	0	461	1,198
990	137	0	428	1,555
1,104	177	0	372	1,653
1,099	208	247	459	2,013
1,127	243	414	520	2,304
1,119	281	546	628	2,574
1,105	304	558	609	2,576
1,103	343	591	563	2,600
1,326	354	485	301	2,466
10,170	2,182	2,841	4,705	19,898
151	11	0	228	390
527	64	0	740	1,331
1,051	132	0	701	1,884
1,553	181	0	653	2,387
1,777	236	0	777	2,790
1,806	289	520	985	3,600
1,782	318	716	1,221	4,037
1,855	347	924	777	3,903
1,917	352	796	758	3,823
1,970	366	1,007	767	4,110
2,136	392	954	432	3,914
16,525	2,688	4,917	8,039	32,169

03143 경기이천군보건소

YEAR	ACHIEVMENT			
	IUD	VASECTOMY	ORAL-PILL	CONDOM
1964	523	31	0	4,114
1965	1,214	6	0	11,369
1966	2,062	96	0	10,596
1967	1,407	86	0	8,216
1968	1,224	61	0	8,592
1969	1,488	65	10,656	8,698
1970	1,211	56	17,323	8,985
1971	1,222	46	15,353	7,347
1972	1,198	27	15,343	7,864
1973	1,359	36	14,715	5,898
1974	1,364	73	9,372	4,130
SUBTOTAL	14,272	583	82,762	85,809

03144 경기용인군보건소

1964	388	28	0	5,393
1965	954	44	0	13,297
1966	1,805	73	0	8,481
1967	1,287	77	0	10,382
1968	1,024	84	0	8,588
1969	1,119	80	8,022	8,631
1970	1,000	71	11,007	8,762
1971	1,032	69	11,966	6,251
1972	931	34	10,873	7,095
1973	1,073	44	10,546	6,534
1974	853	114	9,836	5,077
SUBTOTAL	11,466	718	62,250	88,491

COUPLE-YEARS-PROTECTION

I U D	VASECTOMY	ORAL-PILL	CONDOM	TOTAL
172	31	0	382	585
651	33	0	1,057	1,741
1,392	125	0	985	2,502
1,871	198	0	764	2,833
1,917	239	0	799	2,955
2,051	280	819	808	3,958
2,064	307	1,332	835	4,538
1,993	322	1,181	683	4,179
1,979	316	1,180	731	4,206
1,982	320	1,131	548	3,981
2,241	360	720	384	3,705
18,313	2,531	6,363	7,976	35,183
128	28	0	501	657
500	69	0	1,236	1,805
1,149	135	0	788	2,072
1,613	198	0	965	2,776
1,656	262	0	798	2,716
1,709	315	617	802	3,443
1,689	354	846	814	3,703
1,645	387	920	581	3,533
1,616	382	836	659	3,493
1,593	387	811	607	3,398
1,706	462	756	472	3,396
15,004	2,979	4,786	8,223	30,992

03145 경기안성군보건소

YEAR	ACHIEVMENT			
	IUD	VASECTOMY	ORAL-PILL	CONDOM
1964	656	35	0	7,185
1965	941	16	0	7,646
1966	2,200	112	0	10,967
1967	1,902	107	0	9,521
1968	1,284	83	0	9,786
1969	1,244	100	11,799	9,503
1970	1,304	72	13,934	9,953
1971	1,383	68	15,104	8,501
1972	1,288	48	13,222	8,708
1973	1,558	86	15,126	8,292
1974	1,273	177	11,330	4,821
SUBTOTAL	15,033	904	80,515	94,883

03146 경기김포군보건소

1964	563	54	0	1,488
1965	811	25	0	3,447
1966	958	58	0	6,012
1967	1,080	48	0	4,932
1968	669	38	0	5,423
1969	856	34	6,234	5,840
1970	738	50	9,055	5,855
1971	836	56	11,194	5,530
1972	786	48	11,627	5,808
1973	980	52	13,308	6,192
1974	1,117	60	12,660	6,112
SUBTOTAL	9,394	523	64,078	56,639

COUPLE-YEARS-PROTECTION

I U D	VASECTOMY	ORAL-PILL	CONDOM	TOTAL
216	35	0	668	919
624	47	0	711	1,382
1,341	154	0	1,019	2,514
2,062	245	0	885	3,192
2,164	303	0	910	3,377
2,132	372	907	883	4,294
2,104	406	1,071	925	4,506
2,096	433	1,161	790	4,480
2,102	437	1,017	809	4,365
2,151	479	1,163	771	4,564
2,420	608	871	448	4,347
19,412	3,519	6,190	8,819	37,940
185	54	0	138	377
537	73	0	320	930
845	123	0	559	1,527
1,140	158	0	458	1,756
1,216	180	0	504	1,900
1,211	195	479	543	2,428
1,246	225	696	544	2,711
1,226	258	861	514	2,859
1,254	280	894	540	2,968
1,305	303	1,023	575	3,206
1,646	332	973	568	3,519
11,811	2,181	4,926	5,263	24,181

03147 경기강화군보건소

YEAR	ACHIEVMENT			
	IUD	VASECTOMY	ORAL-PILL	CONDOM
1964	688	94	0	7,174
1965	955	45	0	13,630
1966	2,036	77	0	13,838
1967	1,568	63	0	8,080
1968	1,272	73	0	6,947
1969	1,752	78	7,745	9,459
1970	1,555	61	13,311	11,661
1971	1,388	48	16,387	6,679
1972	1,584	41	10,853	6,721
1973	1,637	46	10,175	6,116
1974	1,402	53	8,163	4,563
SUBTOTAL	15,837	679	66,644	94,868

03148 경기용진군보건소

1964	110	0	0	795
1965	137	6	0	2,332
1966	436	0	0	1,918
1967	160	11	0	2,418
1968	112	11	0	2,356
1969	179	16	2,614	1,967
1970	154	23	3,287	2,392
1971	179	12	2,357	1,155
1972	148	6	3,058	1,529
1973	318	9	4,663	2,625
1974	360	24	6,431	2,419
SUBTOTAL	2,293	118	22,410	21,906


COUPLE-YEARS-PROTECTION

I U D	VASECTOMY	ORAL-PILL	CONDOM	TOTAL
227	94	0	667	988
645	129	0	1,267	2,041
1,301	193	0	1,286	2,780
1,883	236	0	751	2,870
1,965	285	0	646	2,896
2,180	334	595	879	3,988
2,338	361	1,023	1,084	4,806
2,295	372	1,260	621	4,548
2,342	375	835	625	4,177
2,413	383	782	568	4,146
2,638	397	627	424	4,086
20,227	3,159	5,122	8,818	37,326
36	0	0	73	109
97	6	0	216	319
235	5	0	178	418
319	15	0	224	558
263	24	0	219	506
269	37	201	182	689
259	56	252	222	789
255	62	181	107	605
258	61	235	142	696
297	63	358	244	962
431	80	494	224	1,229
2,719	409	1,721	2,031	6,880

GYUNGI <경기도전체>

YEAR	ACHIEVMENT			
	IUD	VASECTOMY	ORAL-PILL	CONDOM
1964	13,183	1,640	0	118,997
1965	23,437	954	0	231,016
1966	40,273	2,050	0	200,802
1967	37,934	1,893	0	180,612
1968	27,838	1,831	0	187,684
1969	30,066	8,839	164,692	198,460
1970	31,387	15,639	277,066	214,656
1971	31,183	17,250	326,916	291,290
1972	30,326	17,155	312,013	200,236
1973	34,508	11,804	310,684	200,726
1974	35,710	2,804	313,026	178,126
DO-TOTAL	335,845	81,859	1,704,397	2,112,605

COUPLE-YEARS-PROTECTION				
I U D	VASECTOMY	ORAL-PILL	CONDOM	TOTAL
4,339	1,640	0	11,055	17,034
14,040	2,418	0	21,474	37,932
27,806	4,214	0	18,663	50,683
40,563	5,672	0	16,785	63,020
44,012	6,927	0	17,447	68,386
45,068	15,060	12,658	18,445	91,231
46,750	29,182	21,301	19,951	117,184
47,348	43,502	25,137	18,707	134,694
47,805	56,292	23,994	18,613	146,704
49,105	62,455	23,887	18,658	154,105
56,301	59,001	24,066	16,555	155,923
423,137	286,363	131,043	196,353	1,036,896



강 원 도 보 건 소

03211 강원춘천시보건소

YEAR	ACHIEVEMENT			
	IUD	VASECTOMY	ORAL-PILL	CONDOM
1964	183	97	0	4,220
1965	700	50	0	6,367
1966	1,070	40	0	4,535
1967	800	67	0	3,769
1968	850	34	0	6,323
1969	1,079	37	3,605	9,000
1970	1,457	72	8,467	9,057
1971	1,530	88	10,706	12,272
1972	1,214	105	13,406	8,320
1973	1,458	122	14,354	11,908
1974	1,620	355	14,400	11,894
SUBTOTAL	11,961	1,067	64,938	87,665

03212 강원원주시보건소

1964	395	95	0	4,120
1965	787	75	0	4,468
1966	1,016	75	0	3,593
1967	780	58	0	5,029
1968	1,050	80	0	5,020
1969	1,480	92	2,845	7,787
1970	1,449	132	8,661	8,477
1971	1,394	92	10,728	8,925
1972	1,200	78	13,162	8,398
1973	1,388	90	14,860	12,018
1974	1,466	159	13,433	10,670
SUBTOTAL	12,405	1,026	63,689	78,505

COUPLE-YEARS-PROTECTION

I U D	VASECTOMY	ORAL-PILL	CONDOM	TOTAL
60	97	0	392	549
318	137	0	592	1,047
734	163	0	421	1,318
992	213	0	350	1,555
1,104	225	0	588	1,917
1,287	239	277	836	2,639
1,558	287	651	842	3,338
1,857	346	823	1,141	4,167
1,953	416	1,031	773	4,173
2,018	496	1,104	1,107	4,725
2,260	801	1,107	1,106	5,274
14,141	3,420	4,993	8,148	30,702
130	95	0	383	608
448	160	0	415	1,023
810	218	0	334	1,362
1,026	254	0	467	1,747
1,190	308	0	466	1,964
1,523	369	218	724	2,834
1,806	364	666	788	3,724
1,957	509	825	830	4,121
1,993	536	1,012	781	4,322
2,012	572	1,143	1,117	4,844
2,257	673	1,033	992	4,955
15,152	4,158	4,897	7,297	31,504

03213 강원강능시보건소

YEAR	ACHIEVMENT			
	IUD	VASECTOMY	ORAL-PILL	CONDOM
1964	161	59	0	3,628
1965	593	14	0	3,019
1966	744	54	0	2,251
1967	560	42	0	3,618
1968	550	30	0	3,487
1969	800	42	3,060	4,818
1970	601	32	5,886	6,168
1971	970	59	8,830	6,874
1972	798	52	6,807	5,152
1973	800	94	8,671	6,368
1974	884	84	8,821	7,461
SUBTOTAL	7,461	562	42,075	52,844

03214 강원속초시보건소

1964	229	26	0	2,805
1965	538	11	0	2,856
1966	707	25	0	1,950
1967	520	39	0	3,439
1968	650	29	0	3,856
1969	853	21	2,381	3,819
1970	830	42	5,607	5,849
1971	1,000	66	7,986	7,067
1972	783	51	7,941	4,865
1973	904	55	8,616	7,194
1974	900	85	8,400	5,933
SUBTOTAL	7,914	450	40,931	49,633

COUPLE -YEARS-PROTECTION				
I U D	VASECTOMY	ORAL-PILL	CONDOM	TOTAL
53	59	0	337	449
272	67	0	280	619
569	114	0	209	892
724	144	0	336	1,204
782	159	0	324	1,265
907	185	235	448	1,775
972	198	452	573	2,195
1,073	237	679	639	2,628
1,203	265	523	479	2,470
1,200	332	667	592	2,791
1,324	382	678	693	3,077
9,079	2,142	3,234	4,910	19,365
75	26	0	260	361
286	34	0	265	585
548	55	0	181	784
694	88	0	319	1,101
782	108	0	358	1,248
953	118	183	355	1,609
1,083	148	431	543	2,205
1,219	199	614	657	2,689
1,288	230	610	452	2,580
1,295	261	662	669	2,887
1,439	319	646	551	2,955
9,662	1,586	3,146	4,610	19,004

03231 강원춘성군보건소

YEAR	ACHIEVMENT			
	I U D	V A S E C T O M Y	ORAL-PILL	CONDOM
1964	348	46	0	4,485
1965	703	37	0	6,711
1966	1,382	70	0	7,200
1967	1,220	65	0	7,928
1968	1,100	44	0	5,544
1969	1,200	72	3,732	6,340
1970	1,245	72	5,819	7,531
1971	1,028	71	8,159	7,226
1972	1,065	75	10,221	6,805
1973	1,090	90	9,565	6,742
1974	1,098	118	9,001	6,312
SUBTOTAL	11,479	760	46,497	72,874

03232 강원홍천군보건소

1964	317	69	0	12,008
1965	824	16	0	17,622
1966	1,286	55	0	9,530
1967	1,516	75	0	8,653
1968	1,348	43	0	8,031
1969	1,634	17	5,676	8,086
1970	1,686	90	10,494	10,059
1971	1,610	88	17,898	11,112
1972	1,329	80	14,882	9,103
1973	1,403	110	13,680	10,654
1974	1,592	117	15,183	12,354
SUBTOTAL	14,545	760	77,813	117,212

COUPLE-YEARS-PROTECTION

I U D	VASECTOMY	ORAL-PILL	CONDOM	TOTAL
114	46	0	417	577
398	78	0	624	1,100
880	140	0	669	1,689
1,316	190	0	737	2,243
1,485	214	0	515	2,214
1,634	264	287	589	2,774
1,747	309	447	705	3,208
1,748	349	627	672	3,396
1,712	389	786	632	3,519
1,712	440	735	627	3,514
1,837	513	692	587	3,629
14,583	2,932	3,574	6,774	27,863
104	69	0	1,116	2,289
423	78	0	1,638	2,139
898	125	0	886	1,909
1,392	187	0	804	2,383
1,707	211	0	746	2,664
1,959	206	436	751	3,352
2,223	275	807	935	4,240
2,347	335	1,376	1,033	5,091
2,330	381	1,144	846	4,701
2,263	452	1,052	990	4,757
2,430	523	1,167	1,148	5,268
18,076	2,842	5,982	10,893	37,793

03233 강원 횡성군보건소

YEAR	ACHIEVMENT			
	IUD	VASECTOMY	ORAL-PILL	CONDOM
1964	350	96	0	11,867
1965	915	37	0	14,307
1966	1,462	135	0	4,198
1967	1,329	70	0	4,527
1968	1,243	52	0	5,272
1969	1,055	19	4,671	5,717
1970	1,424	90	9,316	7,889
1971	1,172	70	9,794	8,280
1972	1,008	49	11,045	6,933
1973	1,052	59	10,386	8,612
1974	1,100	55	10,137	7,558
SUBTOTAL	12,110	732	56,349	85,160

03234 강원 원성군보건소

1964	456	58	0	6,309
1965	717	19	0	5,259
1966	1,553	100	0	4,666
1967	1,222	78	0	6,360
1968	1,100	65	0	7,427
1969	1,414	67	5,177	6,492
1970	1,527	102	7,551	10,299
1971	1,036	61	9,574	7,701
1972	869	60	9,492	6,515
1973	1,008	57	9,349	7,122
1974	1,052	69	10,523	7,132
SUBTOTAL	11,964	736	51,666	75,282

COUPLE-YEARS-PROTECTION

I U D	VASECTOMY	ORAL-PILL	CONDOM	TOTAL
115	96	0	1,103	1,314
469	123	0	1,330	1,922
1,008	245	0	390	1,643
1,443	290	0	421	2,154
1,651	312	0	490	2,453
1,721	299	359	531	2,910
1,818	359	716	733	3,626
1,905	393	753	770	3,821
1,809	402	849	644	3,704
1,755	420	798	800	3,773
1,860	432	779	702	3,773
15,554	3,371	4,254	7,914	31,093
150	58	0	586	794
454	71	0	489	1,014
973	163	0	433	1,569
1,432	224	0	591	2,247
1,546	266	0	690	2,502
1,751	306	398	603	3,058
1,967	377	580	957	3,881
1,954	400	736	716	3,806
1,781	419	730	605	3,535
1,684	434	719	662	3,499
1,824	459	809	663	3,755
15,516	3,177	3,972	6,995	29,660

03235 강원영월군보건소

YEAR	ACHIEVEMENT			
	IUD	VASECTOMY	ORAL-PILL	CONDOM
1964	356	48	0	6,479
1965	1,020	41	0	9,625
1966	1,597	85	0	4,427
1967	1,244	80	0	7,538
1968	857	71	0	5,135
1969	1,411	69	5,432	5,750
1970	1,472	122	8,910	8,271
1971	1,544	95	11,019	11,136
1972	1,327	87	12,459	8,748
1973	1,217	94	12,402	8,712
1974	1,570	115	12,687	8,417
SUBTOTAL	13,615	907	62,909	84,238

03236 강원평창군보건소

1964	240	90	0	5,021
1965	688	9	0	5,825
1966	1,164	64	0	4,262
1967	1,020	70	0	3,756
1968	893	53	0	5,861
1969	1,297	59	5,801	5,824
1970	1,367	55	11,900	7,586
1971	1,255	78	11,894	9,555
1972	1,066	68	9,896	7,194
1973	1,124	59	10,644	9,482
1974	1,300	66	11,698	5,569
SUBTOTAL	11,414	671	11,833	69,935

COUPL-YEARS-PROTECTION

I U D	VASECTOMY	ORAL-PILL	CONDOM	TOTAL
117	48	0	602	767
506	84	0	895	1,485
1,105	160	0	411	1,676
1,509	223	0	701	2,433
1,541	271	0	477	2,289
1,674	312	417	534	2,937
1,912	402	685	769	3,768
2,060	456	847	1,035	4,398
2,143	497	958	813	4,411
2,076	541	954	810	4,381
2,269	601	975	782	4,627
16,912	3,595	4,836	7,829	33,172
79	90	0	466	635
342	89	0	541	972
774	144	0	396	1,314
1,118	199	0	349	1,666
1,251	232	0	545	2,028
1,458	267	446	541	2,712
1,708	295	915	705	3,623
1,821	343	914	888	3,966
1,823	376	761	669	3,629
1,787	397	818	881	3,883
1,931	423	899	517	3,770
14,092	2,855	4,753	6,498	28,198

03237 강원 정선군보건소

YEAR	ACHIEVMENT			
	IUD	VASECTOMY	ORAL-PILL	CONDOM
1964	161	62	0	2,395
1965	820	123	0	3,588
1966	1,370	89	0	2,574
1967	980	77	0	3,279
1968	743	68	0	4,517
1969	1,108	26	3,027	5,233
1970	1,068	55	6,694	5,540
1971	1,460	88	10,463	10,792
1972	1,179	66	9,284	8,028
1973	1,469	81	12,210	14,738
1974	1,721	73	19,013	9,730
SUBTOTAL	12,079	808	60,691	70,414

03238 강원 철원군보건소

1964	260	63	0	7,728
1965	895	17	0	6,063
1966	882	70	0	4,809
1967	789	50	0	3,518
1968	705	40	0	4,889
1969	750	62	5,715	4,925
1970	764	95	8,904	5,193
1971	693	46	8,589	6,926
1972	764	62	7,291	5,068
1973	711	81	7,826	7,875
1974	947	81	6,831	4,888
SUBTOTAL	8,160	667	45,156	61,882

COUPLE-YEARS-PROTECTION

I U D	VASECTOMY	ORAL-PILL	CONDOM	TOTAL
53	62	0	222	337
347	178	0	333	858
885	249	0	239	1,373
1,220	301	0	304	1,825
1,254	338	0	420	2,012
1,368	330	232	486	2,416
1,498	351	514	515	2,878
1,679	403	804	1,003	3,889
1,835	428	714	746	3,723
1,914	466	939	1,370	4,689
2,231	492	1,462	904	5,089
14,284	3,598	4,665	6,542	29,089
85	63	0	718	866
419	73	0	563	1,055
785	135	0	447	1,367
963	171	0	327	1,461
1,054	193	0	454	1,701
1,092	235	439	458	2,224
1,133	306	684	482	2,605
1,132	321	660	644	2,757
1,137	350	560	471	2,518
1,147	395	602	732	2,876
1,303	436	525	454	2,718
10,250	2,678	3,470	5,750	22,148

03239 강원화천군보건소

YEAR	ACHIEVMENT			
	IUD	VASECTOMY	ORAL-PILL	CONDOM
1964	300	65	0	4,357
1965	539	21	0	6,783
1966	957	67	0	4,283
1967	700	55	0	4,778
1968	623	23	0	3,561
1969	720	33	3,535	4,204
1970	737	52	4,520	5,154
1971	566	39	6,774	4,103
1972	543	60	5,456	3,665
1973	600	39	6,429	4,571
1974	720	57	6,980	4,990
SUBTOTAL	7,005	511	33,694	50,449

03240 강원양구군보건소

1964	280	37	0	4,855
1965	513	32	0	5,986
1966	721	45	0	3,674
1967	590	35	0	3,094
1968	550	36	0	4,266
1969	640	45	3,396	4,375
1970	633	72	5,170	5,047
1971	396	26	5,426	5,089
1972	425	27	4,028	3,089
1973	450	30	5,089	4,869
1974	600	44	6,418	4,691
SUBTOTAL	5,798	428	29,527	49,035

COUPLE-YEARS-PROTECTION

I U D	VASECTOMY	ORAL-PILL	CONDOM	TOTAL
99	65	0	405	569
321	79	0	630	1,030
648	138	0	398	1,184
889	179	0	444	1,512
930	184	0	331	1,445
1,000	198	271	390	1,859
1,053	230	347	479	2,109
1,030	245	521	381	2,177
971	280	419	340	2,010
950	290	494	425	2,159
1,094	317	536	464	2,411
8,985	2,205	2,588	4,687	18,465
92	37	0	451	580
303	65	0	556	924
553	103	0	341	997
729	127	0	287	1,143
786	149	0	396	1,331
855	179	261	406	1,701
909	233	397	469	2,008
857	235	417	473	1,982
780	238	309	287	1,614
753	244	391	452	1,840
880	263	493	436	2,072
7,497	1,873	2,268	4,554	16,192

03241 강원인제군보건소


YEAR	ACHIEVEMENT			
	IUD	VASECTOMY	ORAL-PILL	CONDOM
1964	310	39	0	2,899
1965	587	49	0	7,854
1966	1,201	60	0	5,886
1967	770	47	0	4,691
1968	670	30	0	3,645
1969	700	44	3,129	4,681
1970	722	94	5,992	4,766
1971	711	38	7,541	5,699
1972	652	27	6,368	4,385
1973	690	43	6,974	5,753
1974	950	46	7,727	5,707
SUBTOTAL	7,963	517	37,731	55,966

03242 강원고성군보건소

1964	260	19	0	4,554
1965	624	7	0	3,395
1966	924	30	0	2,587
1967	660	45	0	2,852
1968	647	40	0	3,401
1969	700	34	2,889	4,434
1970	806	52	4,045	5,800
1971	808	47	5,779	6,457
1972	751	44	7,102	4,635
1973	719	42	7,153	5,867
1974	922	54	7,045	4,960
SUBTOTAL	7,821	414	34,013	48,942

COUPLE-YEARS-PROTECTION

I U D	VASECTOMY	ORAL-PILL	CONDOM	TOTAL
62	125	0	622	809
552	196	0	496	1,244
1,694	236	0	767	2,697
2,611	317	0	621	3,549
3,072	332	0	759	4,163
3,915	351	433	857	5,556
4,731	428	952	864	6,975
5,018	564	1,915	2,066	9,563
5,122	717	1,821	1,822	9,482
5,147	765	2,417	2,244	10,573
5,246	896	2,309	2,313	10,764
37,170	4,927	9,847	13,431	65,375
1,935	1,230	0	9,922	13,087
7,681	1,790	0	12,296	21,767
16,215	2,910	0	8,678	27,803
22,395	3,808	0	8,883	35,086
24,721	4,296	0	9,507	38,524
28,151	4,766	5,976	10,401	49,294
31,707	5,789	11,241	12,717	61,454
33,586	6,607	15,599	16,082	71,874
33,857	7,275	14,964	12,710	68,806
33,566	7,957	16,256	16,094	73,873
36,929	9,082	17,097	15,039	78,147
270,743	55,510	81,133	132,329	539,715



COUPLE-YEARS-PROTECTION

I U D	VASECTOMY	ORAL-PILL	CONDOM	TOTAL
62	125	0	622	809
552	196	0	496	1,244
1,694	236	0	767	2,697
2,611	317	0	621	3,549
3,072	332	0	759	4,163
3,915	351	433	857	5,556
4,731	428	952	864	6,975
5,018	564	1,915	2,066	9,563
5,122	717	1,821	1,822	9,482
5,147	765	2,417	2,244	10,573
5,246	896	2,309	2,313	10,764
37,170	4,927	9,847	13,431	65,375
1,935	1,230	0	9,922	13,087
7,681	1,790	0	12,296	21,767
16,215	2,910	0	8,678	27,803
22,395	3,808	0	8,883	35,086
24,721	4,296	0	9,507	38,524
28,151	4,766	5,976	10,401	49,294
31,707	5,789	11,241	12,717	61,454
33,586	6,607	15,599	16,082	71,874
33,857	7,275	14,964	12,710	68,806
33,566	7,957	16,256	16,094	73,873
36,929	9,082	17,097	15,039	78,147
270,743	55,510	81,133	132,329	539,715



충 청 북 도 보 건 소

03311 충북청주시보건소

YEAR	ACHIEVEMENT			
	IUD	VASECTOMY	ORAL-PILL	CONDOM
1964	825	41	0	3,229
1965	1,030	37	0	5,432
1966	1,367	90	0	7,451
1967	1,061	92	0	8,632
1968	980	43	0	4,711
1969	1,170	32	6,807	8,436
1970	1,600	49	11,242	9,230
1971	1,115	83	12,920	8,561
1972	1,530	100	12,678	8,892
1973	2,080	121	15,166	10,459
1974	2,240	491	14,966	10,678
SUBTOTAL	14,998	1,179	73,779	85,711

03312 충북충주시보건소

1964	365	80	0	3,259
1965	908	34	0	3,240
1966	1,104	55	0	2,844
1967	679	49	0	3,058
1968	640	50	0	3,498
1969	790	50	4,565	6,742
1970	1,108	60	10,260	8,004
1971	832	55	10,670	5,678
1972	1,060	50	10,450	6,037
1973	1,178	70	10,484	6,524
1974	1,323	79	11,280	7,062
SUBTOTAL	9,987	632	57,709	55,946

COUPLE-YEARS-PROTECTION

I U D	VASECTOMY	ORAL-PILL	CONDOM	TOTAL
272	41	0	300	613
735	73	0	505	1,313
1,151	155	0	692	1,998
1,444	231	0	802	2,477
1,489	250	0	438	2,177
1,591	256	523	784	3,154
1,830	279	864	858	3,831
1,920	334	993	796	4,043
1,981	400	975	826	4,182
2,353	480	1,166	972	4,971
3,032	922	1,151	993	6,098
17,798	3,421	5,672	7,966	34,857
120	80	0	303	503
474	105	0	301	880
890	149	0	264	1,303
1,060	183	0	284	1,527
1,051	214	0	325	1,590
1,102	242	351	627	2,322
1,255	277	789	744	3,065
1,345	304	820	528	2,997
1,395	323	803	561	3,082
1,553	360	806	606	3,325
1,836	402	867	656	3,761
12,081	2,639	4,436	5,199	24,355

03331 충북청원군보건소

YEAR	ACHIEVMENT			
	IUD	VASECTOMY	ORAL-PILL	CONDOM
1964	765	60	0	6,249
1965	2,261	32	0	9,964
1966	2,524	128	0	10,222
1967	1,647	100	0	9,099
1968	1,790	59	0	6,320
1969	2,250	55	9,439	11,933
1970	1,920	61	14,302	11,624
1971	2,119	130	15,768	14,900
1972	2,147	76	18,823	14,086
1973	2,103	96	18,949	13,101
1974	2,300	295	20,872	13,281
SUBTOTAL	21,826	1,092	98,153	120,779

03332 충북보은군보건소

1964	521	137	0	5,643
1965	1,680	9	0	6,298
1966	1,605	75	0	7,704
1967	1,187	85	0	8,216
1968	964	30	0	5,028
1969	1,280	67	8,267	8,044
1970	1,500	103	11,840	7,293
1971	1,308	84	9,976	6,260
1972	1,170	70	10,534	7,016
1973	1,210	70	11,201	7,041
1974	1,180	188	11,540	7,024
SUBTOTAL	13,605	918	63,358	75,567

COUPLE-YEARS-PROTECTION

I U D	VASECTOMY	ORAL-PILL	CONDOM	TOTAL
252	60	0	581	893
1,113	85	0	926	2,124
2,108	204	0	950	3,262
2,487	283	0	846	3,616
2,592	313	0	587	3,492
2,868	336	726	1,109	5,039
2,995	363	1,100	1,081	5,539
3,060	455	1,212	1,385	6,113
3,196	486	1,447	1,309	6,438
3,230	533	1,457	1,218	6,438
3,614	774	1,605	1,235	7,228
27,515	3,893	7,547	11,227	50,182
171	137	0	524	832
804	132	0	585	1,521
1,465	193	0	716	2,374
1,695	258	0	764	2,717
1,714	262	0	467	2,443
1,753	302	635	748	3,438
1,930	374	910	678	3,892
2,019	420	767	582	3,788
1,981	447	810	652	3,890
1,952	472	861	654	3,939
2,112	612	887	653	4,264
17,596	3,609	4,870	7,023	33,098

03333 충북옥천군보건소

YEAR	ACHIEVMENT			
	IUD	VASECTOMY	ORAL-PILL	CONDOM
1964	395	16	0	6,415
1965	980	8	0	3,828
1966	1,548	70	0	6,414
1967	891	65	0	6,926
1968	840	30	0	3,278
1969	1,182	40	6,759	8,261
1970	1,331	57	9,202	8,241
1971	1,222	60	10,749	8,292
1972	1,045	40	10,054	7,806
1973	1,140	59	11,248	7,173
1974	1,210	64	11,796	7,290
SUBTOTAL	11,784	509	59,808	73,924

03334 충북영동군보건소

1964	475	77	0	5,683
1965	1,310	13	0	3,866
1966	1,785	110	0	8,097
1967	1,021	84	0	8,426
1968	1,000	31	0	6,106
1969	1,350	59	8,224	8,732
1970	1,495	100	11,587	10,721
1971	1,352	89	11,651	8,373
1972	1,360	90	12,085	9,093
1973	1,389	78	13,363	9,424
1974	1,340	72	13,591	9,580
SUBTOTAL	13,877	803	70,501	88,101

COUPLE-YEARS-PROTECTION

I U D	VASECTOMY	ORAL-PILL	CONDOM	TOTAL
130	16	0	596	742
512	22	0	356	890
1,078	89	0	596	1,763
1,368	145	0	644	2,157
1,349	160	0	304	1,813
1,489	183	519	768	2,959
1,669	221	707	766	3,363
1,782	258	826	771	3,637
1,779	272	773	725	3,549
1,758	303	865	667	3,593
1,947	336	907	677	3,867
14,861	2,005	4,597	6,870	28,333
156	77	0	528	761
660	82	0	359	1,101
1,335	183	0	753	2,271
1,623	248	0	783	2,654
1,606	264	0	567	2,427
1,749	287	632	812	3,480
1,925	358	891	997	4,171
2,029	411	896	778	4,114
2,069	459	929	845	4,302
2,109	491	1,027	876	4,503
2,296	513	1,045	890	4,744
17,557	3,363	5,420	8,188	34,528

03335 충북진천군보건소

YEAR	ACHIEVMENT			
	I U D	VASECTOMY	ORAL-PILL	CONDOM
1964	406	43	0	2,896
1965	1,215	9	0	3,913
1966	1,262	60	0	6,066
1967	862	70	0	5,744
1968	741	40	0	2,846
1969	922	66	10,891	5,813
1970	1,059	60	10,835	8,822
1971	970	65	10,063	6,790
1972	910	50	9,477	5,285
1973	953	50	9,086	5,438
1974	920	46	9,203	5,483
SUBTOTAL	10,220	559	59,555	59,096

03336 충북괴산군보건소

1964	465	44	0	5,629
1965	1,290	27	0	8,366
1966	2,306	105	0	10,738
1967	1,523	107	0	12,436
1968	1,760	59	0	9,030
1969	1,470	53	10,424	12,235
1970	1,310	79	12,615	10,794
1971	1,820	110	13,779	11,927
1972	1,690	90	13,003	10,433
1973	2,044	124	16,386	11,363
1974	1,789	275	17,843	11,296
SUBTOTAL	17,467	1,073	84,050	114,247

COUPLE-YEARS-PROTECTION

I U D	VASECTOMY	ORAL-PILL	CONDOM	TOTAL
133	43	0	269	445
594	47	0	363	1,004
1,100	102	0	564	1,766
1,281	161	0	534	1,976
1,283	184	0	264	1,731
1,312	231	837	540	2,920
1,408	267	833	820	3,328
1,471	305	774	631	3,181
1,467	324	729	491	3,011
1,472	341	698	505	3,016
1,621	352	707	509	3,189
13,142	2,357	4,578	5,490	25,567
153	44	0	523	720
648	66	0	778	1,492
1,495	164	0	998	2,657
2,032	254	0	1,156	3,442
2,221	287	0	839	3,347
2,389	311	801	1,137	4,638
2,278	358	970	1,003	4,609
2,383	432	1,059	1,109	4,983
2,528	478	1,000	970	4,976
2,663	554	1,260	1,056	5,533
2,987	773	1,372	1,050	6,182
21,777	3,721	6,462	10,619	42,579

03337 충북음성군보건소

YEAR	ACHIEVMENT			
	IUD	VASECTOMY	ORAL-PILL	CONDOM
1964	465	28	0	5,450
1965	1,460	18	0	4,734
1966	1,560	85	0	5,076
1967	940	79	0	5,466
1968	1,199	49	0	5,117
1969	1,190	67	9,066	8,275
1970	1,288	105	11,913	8,400
1971	1,439	95	12,591	10,309
1972	1,290	70	12,813	7,113
1973	1,710	95	13,188	7,989
1974	1,484	73	14,909	7,918
SUBTOTAL	14,025	764	74,480	75,847

03338 충북증원군보건소

1964	358	82	0	13,893
1965	1,504	29	0	13,031
1966	1,955	100	0	6,016
1967	1,249	45	0	7,113
1968	1,506	59	0	5,849
1969	1,787	98	9,125	12,908
1970	1,730	100	13,880	11,585
1971	1,840	123	14,456	12,565
1972	1,540	90	12,981	8,627
1973	1,855	99	16,192	10,165
1974	1,633	75	17,029	9,715
SUBTOTAL	16,957	900	83,663	111,467

COUPLE-YEARS-PROTECTION

I U D	VASECTOMY	ORAL-PILL	CONDOM	TOTAL
153	28	0	506	687
704	43	0	440	1,187
1,330	123	0	472	1,925
1,525	189	0	508	2,222
1,608	219	0	475	2,302
1,737	264	697	769	3,467
1,797	342	916	781	3,836
1,946	402	968	958	4,274
2,010	431	985	661	4,087
2,149	482	1,014	742	4,387
2,465	506	1,146	736	4,853
17,424	3,029	5,726	7,048	33,227
118	82	0	1,292	1,492
667	102	0	1,211	1,980
1,455	191	0	559	2,205
1,804	216	0	661	2,681
1,952	253	0	543	2,748
2,243	325	701	1,200	4,469
2,414	392	1,067	1,077	4,950
2,569	475	1,112	1,168	5,324
2,602	517	998	802	4,919
2,626	564	1,245	945	5,380
2,817	582	1,309	903	5,611
21,267	3,699	6,432	10,361	41,759

03339 충북제천군보건소

YEAR	ACHIEVEMENT			
	IUD	VASECTOMY	ORAL-PILL	CONDOM
1964	338	45	0	1,117
1965	1,472	16	0	3,240
1966	2,063	75	0	4,689
1967	1,321	66	0	8,114
1968	1,500	34	0	5,634
1969	1,640	59	6,208	7,911
1970	1,460	77	14,957	7,859
1971	1,920	101	19,166	12,454
1972	1,880	90	18,354	10,411
1973	1,925	107	19,189	10,365
1974	2,038	100	19,953	10,219
SUBTOTAL	17,557	770	97,827	82,013

03340 충북단양군보건소

1964	335	12	0	4,217
1965	661	12	0	12,379
1966	1,117	55	0	5,430
1967	628	58	0	6,085
1968	880	40	0	4,022
1969	1,023	48	3,849	5,799
1970	887	61	6,236	7,200
1971	1,163	76	9,901	8,062
1972	1,120	34	9,389	6,220
1973	1,078	58	11,042	7,123
1974	1,138	43	11,207	6,817
SUBTOTAL	10,030	497	51,624	73,354

COUPLE-YEARS-PROTECTION

I U D	VASECTOMY	ORAL-PILL	CONDOM	TOTAL
111	45	0	103	259
647	56	0	301	1,004
1,470	125	0	436	2,031
1,867	178	0	754	2,799
2,004	194	0	523	2,721
2,228	233	477	735	3,673
2,278	286	1,150	730	4,444
2,440	358	1,474	1,158	5,430
2,660	412	1,411	968	5,451
2,761	477	1,476	963	5,677
3,043	529	1,534	950	6,056
21,509	2,893	7,522	7,621	39,545
110	12	0	392	514
378	22	0	1,151	1,551
768	74	0	504	1,346
981	124	0	565	1,670
1,051	151	0	374	1,576
1,256	183	296	539	2,274
1,325	225	479	669	2,698
1,442	278	761	749	3,230
1,586	284	722	578	3,170
1,619	313	849	662	3,443
1,802	324	862	633	3,621
12,318	1,990	3,969	6,816	25,093

CHUNGBUK <충북전체>

YEAR	ACHIEVMENT			
	IUD	VASECTOMY	ORAL-PILL	CONDOM
1964	5,713	665	0	63,680
1965	15,771	244	0	78,291
1966	20,196	1,008	0	80,747
1967	13,009	900	0	89,315
1968	13,800	524	0	61,439
1969	16,054	694	93,624	105,089
1970	16,688	912	138,869	109,773
1971	17,100	1,071	151,690	114,171
1972	16,742	850	150,641	101,019
1973	18,665	1,027	165,494	106,105
1974	18,595	1,801	174,189	106,363
DO-TOTAL	172,333	9,696	874,507	1,016,052

COUPLE-YEARS-PROTECTION

I U D	VASECTOMY	ORAL-PILL	CONDOM	TOTAL
1,879	665	0	5,917	8,461
7,936	835	0	7,276	16,047
15,645	1,752	0	7,504	24,901
19,167	2,470	0	8,301	29,938
19,920	2,741	0	5,706	28,367
21,717	3,153	7,195	9,768	41,833
23,104	3,742	10,676	10,204	47,726
24,406	4,433	11,662	10,613	51,114
25,254	4,833	11,582	9,388	51,057
26,245	5,370	12,724	9,866	54,205
29,572	6,625	13,392	9,885	59,474
214,845	36,619	67,231	94,428	413,123



충 청 남 도 보 건 소

03410 총남대전시보건소

YEAR	ACHIEVMENT			
	IUD	VASECTOMY	ORAL-PILL	CONDOM
1964	1,868	267	0	4,664
1965	1,770	108	0	13,136
1966	1,782	101	0	11,732
1967	2,335	140	0	18,828
1968	2,450	171	0	20,978
1969	3,000	79	13,742	19,088
1970	2,992	70	18,389	22,333
1971	3,103	80	19,255	17,495
1972	3,594	249	32,996	24,273
1973	4,177	485	40,401	24,555
1974	4,317	703	47,699	24,668
SUBTOTAL	31,388	2,453	172,482	201,750

COUPLE-YEARS-PROTECTION

I U D	VASECTOMY	ORAL-PILL	CONDOM	TOTAL
616	267	0	433	1,316
1,480	348	0	1,221	3,049
1,904	414	0	1,091	3,409
2,477	512	0	1,751	4,740
2,967	631	0	1,950	5,548
3,465	646	1,057	1,775	6,943
3,964	651	1,414	2,076	8,105
4,252	665	1,481	1,627	8,025
4,675	847	2,538	2,257	10,317
5,240	1,247	3,107	2,283	11,877
6,457	1,825	3,669	2,294	14,245
37,497	8,053	13,266	18,758	77,574

03411 충남전안시모전소

YEAR	ACHIEVEMENT			
	IUD	VASECTOMY	ORAL-PILL	CONDOM
1964	184	41	0	2,478
1965	570	8	0	5,776
1966	719	35	0	5,735
1967	593	45	0	1,982
1968	580	105	0	5,520
1969	406	95	4,451	3,028
1970	491	137	6,355	6,192
1971	750	64	7,963	6,002
1972	732	49	9,226	5,312
1973	892	58	8,917	5,885
1974	947	69	6,956	5,244
SUBTOTAL	6,864	706	43,868	53,154

03431 충남금산군보전소

1964	418	88	0	3,917
1965	1,023	11	0	12,297
1966	1,980	45	0	9,235
1967	1,461	40	0	7,171
1968	1,160	45	0	8,026
1969	1,351	50	9,280	7,433
1970	1,553	69	10,439	8,769
1971	1,260	72	9,323	8,768
1972	1,188	78	11,824	6,127
1973	1,260	78	12,882	7,609
1974	1,420	77	13,977	9,136
SUBTOTAL	14,074	653	67,725	88,488

COUPLE-YEARS-PROTECTION

I U D	VASECTOMY	ORAL PILL	CONDOM	TOTAL
60	41	0	230	331
276	44	0	537	857
556	74	0	533	1,163
722	111	0	184	1,017
799	204	0	513	1,516
791	278	342	281	1,692
758	387	488	575	2,208
856	412	612	558	2,438
965	419	709	494	2,587
1,079	435	685	547	2,746
1,296	460	535	487	2,778
8,158	2,865	3,371	4,939	19,333
137	88	0	364	589
537	90	0	1,143	1,770
1,248	125	0	858	2,231
1,778	152	0	666	2,596
1,848	181	0	746	2,775
1,942	212	713	691	3,558
2,079	259	803	815	3,956
2,109	305	717	815	3,946
2,037	352	909	569	3,867
2,006	394	990	707	4,097
2,200	431	1,075	849	4,555
17,921	2,589	5,207	8,223	33,940

03432 충남대덕군보건소

YEAR	ACHIEVMENT			
	IUD	VASECTOMY	ORAL-PILL	CONDOM
1964	417	45	0	5,681
1965	903	12	0	12,353
1966	1,782	44	0	8,796
1967	1,260	60	0	6,736
1968	1,010	55	0	6,823
1969	1,490	37	6,976	6,038
1970	1,623	64	9,471	7,379
1971	1,220	73	11,165	7,817
1972	1,220	78	11,876	7,208
1973	1,356	128	13,062	8,818
1974	1,405	170	15,344	11,489
SUBTOTAL	13,686	766	67,894	89,138

03433 충남연기군보건소

1964	412	40	0	4,120
1965	974	28	0	9,341
1966	1,386	24	0	7,655
1967	1,122	56	0	5,045
1968	950	72	0	5,423
1969	1,221	65	7,942	5,582
1970	1,350	64	10,030	7,234
1971	1,110	68	9,868	7,368
1972	1,110	58	10,494	6,931
1973	1,110	88	10,781	8,190
1974	1,026	82	12,117	7,629
SUBTOTAL	11,771	645	61,232	74,518

COUPLE-YEARS-PROTECTION

I U D	VASECTOMY	ORAL-PILL	CONDOM	TOTAL
137	45	0	528	710
497	52	0	1,148	1,697
1,125	90	0	818	2,033
1,586	140	0	626	2,352
1,625	180	0	634	2,439
1,810	198	536	561	3,105
2,058	242	728	686	3,714
2,090	290	858	726	3,964
2,033	338	913	670	3,954
2,047	432	1,004	820	4,303
2,241	558	1,180	1,068	5,047
17,249	2,565	5,219	8,285	33,318
135	40	0	383	558
518	63	0	868	1,449
1,027	80	0	711	1,818
1,368	127	0	469	1,964
1,456	186	0	504	2,146
1,577	232	610	519	2,938
1,754	272	771	672	3,469
1,803	312	759	685	3,559
1,781	338	807	644	3,570
1,777	392	829	761	3,759
1,881	434	932	709	3,956
15,077	2,476	4,708	6,925	29,186

03434 충남공주군보건소

YEAR	ACHIEVEMENT			
	IUD	VASECTOMY	ORAL-PILL	CONDOM
1964	533	164	0	8,482
1965	1,645	60	0	17,714
1966	2,372	52	0	10,791
1967	2,317	133	0	8,952
1968	1,750	92	0	11,079
1969	2,138	109	11,322	11,287
1970	2,690	107	13,722	13,930
1971	1,990	151	15,396	13,984
1972	1,990	116	18,049	14,702
1973	2,490	140	19,228	13,788
1974	2,000	109	18,942	12,989
SUBTOTAL	21,915	1,233	96,659	137,698

03435 충남논산군보건소

1964	1,083	246	0	6,468
1965	2,289	180	0	18,629
1966	2,973	171	0	13,482
1967	2,653	105	0	13,842
1968	2,030	118	0	10,872
1969	1,940	82	12,898	10,499
1970	2,201	125	16,702	12,801
1971	2,550	122	15,199	18,273
1972	2,200	99	20,564	16,513
1973	2,813	145	25,324	16,470
1974	2,700	125	26,079	16,116
SUBTOTAL	25,432	1,518	116,766	153,965

COUPLE-YEARS-PROTECTION

I U D	VASECTOMY	ORAL-PILL	CONDOM	TOTAL
175	164	0	788	1,127
797	207	0	1,647	2,651
1,704	238	0	1,003	2,945
2,430	347	0	832	3,609
2,701	404	0	1,030	4,135
2,862	472	870	1,049	5,253
3,260	531	1,055	1,295	6,141
3,377	628	1,184	1,300	6,489
3,267	681	1,388	1,367	6,703
3,420	752	1,479	1,282	6,933
3,626	785	1,457	1,207	7,075
27,619	5,209	7,433	12,800	53,061
357	246	0	601	1,204
1,274	401	0	1,732	3,407
2,349	531	0	1,253	4,133
3,112	582	0	1,287	4,981
3,307	641	0	1,011	4,959
3,257	658	992	976	5,883
3,288	717	1,284	1,190	6,479
3,462	767	1,169	1,699	7,097
3,548	789	1,581	1,535	7,453
3,706	855	1,948	1,531	8,040
4,363	894	2,006	1,498	8,761
32,023	7,081	8,980	14,313	62,397

03436 충남부여군보건소

YEAR	ACHIEVMENT			
	IUD	VASECTOMY	ORAL-PILL	CONDOM
1964	482	207	0	3,869
1965	1,637	90	0	6,186
1966	3,168	95	0	14,914
1967	2,186	111	0	11,374
1968	1,700	89	0	12,440
1969	1,906	140	11,692	10,801
1970	2,264	139	14,211	14,074
1971	2,000	146	16,504	15,946
1972	2,000	67	17,369	12,051
1973	2,000	143	18,985	15,999
1974	2,380	118	22,767	16,266
SUBTOTAL	21,723	1,345	101,528	133,920

03437 충남서천군보건소

1964	390	110	0	4,123
1965	1,353	32	0	11,323
1966	2,574	108	0	8,103
1967	1,689	96	0	7,496
1968	1,350	104	0	7,466
1969	1,660	122	7,130	10,709
1970	1,896	121	10,522	13,288
1971	1,650	125	9,803	12,775
1972	1,650	120	11,463	12,006
1973	1,671	120	13,027	11,917
1974	2,020	80	15,855	11,289
SUBTOTAL	17,903	1,138	67,800	110,495

COUPLE-YEARS-PROTECTION

I U D	VASECTOMY	ORAL-PILL	CONDOM	TOTAL
159	207	0	359	725
771	276	0	575	1,622
1,950	343	0	1,387	3,680
2,756	419	0	1,057	4,232
2,815	466	0	1,156	4,437
2,899	559	899	1,004	5,361
3,052	642	1,093	1,308	6,095
3,146	723	1,269	1,482	6,620
3,143	717	1,336	1,120	6,316
3,153	788	1,460	1,487	6,888
3,451	827	1,751	1,512	7,541
27,295	5,967	7,808	12,447	53,517
128	110	0	383	621
633	130	0	1,053	1,816
1,595	224	0	753	2,572
2,215	297	0	697	3,209
2,237	371	0	694	3,302
2,358	455	548	995	4,356
2,525	530	809	1,235	5,099
2,604	601	754	1,188	5,147
2,603	660	881	1,116	5,260
2,613	713	1,002	1,108	5,436
2,874	721	1,219	1,049	5,863
22,385	4,812	5,213	10,271	42,681

03438 충남보령군보건소

YEAR	ACHIEVEMENT			
	IUD	VASECTOMY	ORAL-PILL	GONDOM
1964	360	154	0	10,144
1965	1,118	44	0	10,837
1966	2,005	94	0	7,906
1967	1,481	79	0	7,197
1968	1,230	66	0	7,767
1969	1,813	33	4,920	8,121
1970	1,969	27	9,009	9,503
1971	1,600	28	11,317	9,490
1972	1,650	69	13,493	9,053
1973	1,525	69	13,657	9,719
1974	1,684	65	13,496	9,899
SUBTOTAL	16,435	728	65,892	99,636

03439 충남청양군보건소

1964	246	111	0	4,660
1965	907	12	0	13,112
1966	1,980	56	0	8,033
1967	1,076	64	0	7,366
1968	780	49	0	8,150
1969	1,246	34	7,712	7,061
1970	1,360	66	7,022	8,698
1971	1,010	15	6,279	8,076
1972	704	50	8,104	6,641
1973	900	48	9,762	6,937
1974	1,400	40	11,790	7,701
SUBTOTAL	11,609	545	50,669	86,435

COUPLE-YEARS-PROTECTION

I U D	VASECTOMY	ORAL-PILL	CONDOM	TOTAL
118	154	0	943	1,215
540	182	0	1,007	1,729
1,287	257	0	735	2,279
1,808	310	0	669	2,787
1,900	344	0	722	2,966
2,146	342	378	755	3,621
2,467	334	693	883	4,377
2,560	328	870	882	4,640
2,569	364	1,037	841	4,811
2,552	396	1,050	903	4,901
2,666	421	1,038	920	5,045
20,613	3,432	5,066	9,260	38,371
81	111	0	433	625
417	111	0	1,219	1,747
1,149	155	0	747	2,051
1,585	203	0	685	2,473
1,494	231	0	757	2,482
1,605	241	593	656	3,095
1,769	282	540	808	3,399
1,772	268	483	751	3,274
1,611	291	623	617	3,142
1,488	309	750	645	3,192
1,727	318	906	716	3,667
14,698	2,520	3,895	8,034	29,147

03440 충남홍성군보건소

YEAR	ACHIEVEMENT			
	IUD	VASECTOMY	ORAL-PILL	CONDOM
1964	482	80	0	4,664
1965	1,345	71	0	12,752
1966	2,226	59	0	8,516
1967	1,708	90	0	8,469
1968	1,384	64	0	8,353
1969	1,490	72	12,550	9,953
1970	1,625	72	12,484	11,448
1971	1,560	83	11,651	10,374
1972	1,572	90	13,910	11,620
1973	1,560	87	14,009	11,481
1974	1,633	125	14,638	11,483
SUBTOTAL	16,585	893	79,242	109,113

03441 충남예산군보건소

1964	479	121	0	7,458
1965	1,531	37	0	18,339
1966	2,376	125	0	9,826
1967	1,901	120	0	9,257
1968	1,516	117	0	9,036
1969	1,660	109	16,938	8,156
1970	1,807	108	17,526	9,090
1971	1,740	112	19,236	9,990
1972	1,556	94	17,384	9,619
1973	1,497	150	16,629	10,250
1974	1,655	161	17,477	11,466
SUBTOTAL	17,718	1,254	105,190	112,487

COUPLE-YEARS-PROTECTION				
I U D	VASECTOMY	ORAL-PILL	CONDOM	TOTAL
159	80	0	433	672
674	142	0	1,185	2,001
1,499	186	0	791	2,476
2,073	257	0	787	3,117
2,179	295	0	776	3,250
2,251	337	965	925	4,478
2,334	375	960	1,064	4,733
2,388	420	896	964	4,668
2,416	467	1,070	1,080	5,033
2,433	507	1,077	1,067	5,084
2,642	581	1,126	1,067	5,416
21,048	3,647	6,094	10,139	40,928
158	121	0	693	972
734	145	0	1,705	2,584
1,637	255	0	913	2,805
2,254	349	0	860	3,463
2,394	431	0	840	3,665
2,472	496	1,302	758	5,028
2,580	554	1,348	845	5,327
2,649	610	1,479	929	5,667
2,620	642	1,337	894	5,493
2,536	727	1,279	953	5,495
2,701	815	1,344	1,066	5,926
22,735	5,145	8,089	10,456	46,425

03442 충남서산군보건소

YEAR	ACHIEVEMENT			
	I U D	VASECTOMY	ORAL-PILL	CONDOM
1964	627	91	0	15,877
1965	2,315	81	0	17,238
1966	3,689	74	0	13,880
1967	2,661	97	0	11,510
1968	2,150	116	0	14,040
1969	2,077	155	15,348	13,200
1970	2,457	148	23,184	14,400
1971	2,770	140	24,430	13,200
1972	2,302	88	23,682	14,573
1973	2,870	107	23,664	18,111
1974	3,040	115	25,830	16,776
SUBTOTAL	26,958	1,212	136,138	162,805

03443 충남당진군보건소

1964	450	72	0	8,175
1965	1,613	88	0	18,272
1966	2,389	71	0	11,617
1967	1,878	73	0	10,199
1968	1,650	76	0	9,845
1969	1,620	70	12,642	5,455
1970	1,763	57	18,218	6,580
1971	1,850	84	15,882	7,415
1972	1,850	86	17,255	8,164
1973	2,050	108	17,635	12,301
1974	1,950	96	20,315	13,037
SUBTOTAL	19,063	881	101,947	111,060

COUPLE-YEARS-PROTECTION

I U D	VASECTOMY	ORAL-PILL	CONDOM	TOTAL
206	91	0	1,476	1,773
1,063	162	0	1,603	2,828
2,484	219	0	1,290	3,993
3,363	294	0	1,070	4,727
3,485	380	0	1,305	5,170
3,490	496	1,180	1,227	6,393
3,526	594	1,783	1,339	7,242
3,761	674	1,879	1,227	7,541
3,822	694	1,821	1,355	7,692
3,919	731	1,820	1,684	8,154
4,466	772	1,986	1,560	8,784
33,585	5,107	10,469	15,136	64,297
148	72	0	760	980
748	152	0	1,699	2,599
1,674	207	0	1,080	2,961
2,266	259	0	948	3,473
2,445	309	0	915	3,669
2,528	348	972	507	4,355
2,579	370	1,401	611	4,961
2,685	416	1,221	689	5,011
2,766	460	1,327	759	5,312
2,882	521	1,356	1,143	5,902
3,149	564	1,562	1,212	6,487
23,870	3,678	7,839	10,323	45,710

03444 충남아산군보건소

YEAR	ACHIEVMENT			
	IUD	VASECTOMY	ORAL-PILL	CONDOM
1964	606	88	0	7,902
1965	1,468	30	0	15,749
1966	2,376	77	0	11,187
1967	1,698	70	0	7,974
1968	1,330	69	0	9,350
1969	1,380	40	8,912	8,785
1970	1,812	43	11,705	11,238
1971	1,760	30	11,910	10,097
1972	1,794	55	12,529	10,903
1973	1,893	91	17,544	13,189
1974	1,850	70	19,057	12,295
SUBTOTAL	17,967	663	81,657	118,669

03445 충남천원군보건소

1964	335	77	0	7,034
1965	1,158	6	0	13,946
1966	2,252	58	0	11,118
1967	1,493	99	0	8,744
1968	1,280	125	0	9,360
1969	1,490	107	9,706	8,460
1970	1,647	106	13,029	10,962
1971	1,320	125	14,120	9,372
1972	1,320	88	16,079	8,015
1973	1,521	78	13,386	7,474
1974	1,683	108	14,212	11,518
SUBTOTAL	15,499	977	80,532	106,003

COUPLE-YEARS-PROTECTION


I U D	VASECTOMY	ORAL-PILL	CONDOM	TOTAL
199	88	0	734	1,021
774	109	0	1,464	2,347
1,639	175	0	1,040	2,854
2,200	227	0	741	3,168
2,235	273	0	869	3,377
2,242	285	685	817	4,029
2,357	299	900	1,045	4,601
2,523	299	916	939	4,677
2,615	324	963	1,013	4,915
2,733	382	1,349	1,226	5,690
3,032	413	1,465	1,143	6,053
22,549	2,874	6,278	11,031	42,732
110	77	0	654	841
542	75	0	1,296	1,913
1,381	125	0	1,033	2,539
1,934	211	0	813	2,958
1,991	314	0	870	3,175
2,123	389	746	786	4,044
2,250	456	1,002	1,019	4,727
2,262	535	1,086	871	4,754
2,191	569	1,236	745	4,741
2,223	590	1,029	695	4,537
2,462	638	1,093	1,071	5,264
19,469	3,979	6,192	9,853	39,493

CHUNGNAM <충남전체>

YEAR	ACHIEVMENT			
	IUD	VASECTOMY	ORAL-PILL	CONDOM
1964	9,372	2,002	0	109,716
1965	23,619	898	0	227,000
1966	38,029	1,289	0	172,526
1967	29,512	1,478	0	152,142
1968	24,300	1,533	0	164,528
1969	27,888	1,399	174,161	153,656
1970	31,500	1,523	222,018	187,919
1971	29,243	1,518	229,301	186,442
1972	28,432	1,534	266,297	183,771
1973	31,585	2,123	288,893	202,693
1974	33,110	2,313	316,551	209,001
SUBTOTAL	306,590	17,610	1,497,221	1,949,334

COUPLE-YEARS-PROTECTION

I U D	VASECTOMY	ORAL-PILL	CONDOM	TOTAL
3,083	2,002	0	10,195	15,280
12,275	2,689	0	21,102	36,066
26,208	3,698	0	16,036	45,942
35,927	4,797	0	14,142	54,866
37,878	5,841	0	15,292	59,011
39,818	6,644	13,388	14,282	74,132
42,600	7,495	17,072	17,466	84,633
44,299	8,253	17,633	17,332	87,517
44,662	8,952	20,476	17,076	91,166
45,807	10,171	22,214	18,842	97,034
51,234	11,457	24,344	19,428	106,463
383,791	71,999	115,127	181,198	752,110



전라북도보건소

03 511 전북전주시보건소

YEAR	ACHIEVEMENT			
	IUD	VASECTOMY	ORAL-PILL	CONDOM
1964	387	219	0	9,455
1965	1,375	78	0	0
1966	2,587	92	0	10,582
1967	2,030	135	0	13,975
1968	1,890	132	0	7,540
1969	2,010	51	1,686	14,245
1970	2,214	73	2,434	17,579
1971	2,187	144	6,851	21,519
1972	2,043	244	14,443	11,631
1973	1,992	330	16,700	13,081
1974	2,433	564	15,235	14,670
SUBTOTAL	21,148	2,062	57,349	134,277

03512 전북군산시보건소

1964	303	94	0	29,830
1965	769	32	0	0
1966	1,315	67	0	5,160
1967	980	65	0	6,227
1968	840	52	0	7,123
1969	652	36	4,105	4,815
1970	984	66	7,271	7,207
1971	1,077	72	9,746	7,158
1972	870	122	9,710	6,838
1973	992	163	8,683	7,983
1974	1,289	350	9,439	10,455
SUBTOTAL	10,071	1,119	48,954	92,796

COUPLE-YEARS-PROTECTION

IUD	VASECTOMY	ORAL-PILL	CONDOM	TOTAL
127	219	0	879	1,225
638	275	0	0	913
1,609	339	0	984	2,932
2,338	440	0	1,299	4,077
2,587	527	0	701	3,815
2,824	525	129	1,324	4,802
3,011	545	187	1,634	5,377
3,179	634	527	2,001	6,341
3,230	914	1,111	1,081	6,236
3,205	1,062	1,284	1,216	6,767
3,473	1,519	1,171	1,364	7,527
26,221	6,899	4,409	12,483	50,012
99	94	0	2,774	2,967
358	116	0	0	514
77	171	0	479	1,527
1,212	218	0	579	2,009
1,277	248	0	662	2,187
1,257	259	315	447	2,278
1,273	299	559	670	2,801
1,417	341	749	665	3,172
1,438	428	746	635	3,247
1,451	543	667	742	3,408
1,713	843	726	972	4,254
12,412	3,565	3,762	8,625	28,364

03513 전북이리시 보건소

YEAR	ACHIEVMENT			
	IUD	VASECTOMY	ORAL-PILL	CONDOM
1964	169	82	0	14,630
1965	493	31	0	0
1966	1,012	72	0	5,931
1967	744	51	0	4,412
1968	630	45	0	5,235
1969	747	49	4,776	5,310
1970	738	48	6,050	5,536
1971	788	53	7,048	5,205
1972	736	73	7,520	4,782
1973	695	84	7,072	5,094
1974	899	96	6,725	5,433
SUBTOTAL	7,651	684	39,191	61,568

03531 전북완주군보건소

1964	722	207	0	7,595
1965	1,642	88	0	0
1966	2,249	121	0	7,928
1967	1,900	119	0	9,415
1968	1,470	85	0	7,732
1969	1,578	74	7,799	8,143
1970	1,722	93	8,643	12,330
1971	2,045	127	11,062	11,106
1972	1,911	110	10,319	11,448
1973	2,186	126	20,114	11,858
1974	2,115	169	14,428	12,206
SUBTOTAL	19,440	1,319	72,365	99,761

COUPLE-YEARS-PROTECTION

I U D	VASECTOMY	ORAL-PILL	CONDOM	TOTAL
55	82	0	1,360	1,497
243	104	0	0	347
611	165	0	551	1,327
890	199	0	410	1,499
943	224	0	486	1,653
1,021	250	367	493	2,131
1,074	272	465	514	2,325
1,116	297	542	484	2,439
1,151	340	578	444	2,513
1,134	389	544	473	2,540
1,250	446	517	505	2,718
9,488	2,768	3,013	5,720	20,989
238	207	0	706	1,151
887	274	0	0	1,161
1,710	367	0	737	2,814
2,241	449	0	875	3,565
2,351	489	0	719	3,559
2,399	514	599	757	4,269
2,484	555	664	1,146	4,849
2,667	626	850	1,032	5,175
2,832	673	793	1,064	5,362
2,975	731	1,547	1,102	6,355
3,407	826	1,109	1,135	6,477
24,191	5,711	5,562	9,273	44,737

03532 전북진안군보건소

YEAR	ACHIEVEMENT			
	IUD	VASECTOMY	ORAL-PILL	CONDOM
1964	382	107	0	5,690
1965	880	58	0	0
1966	1,440	66	0	9,652
1967	1,101	64	0	6,791
1968	840	64	0	7,159
1969	996	62	2,711	7,169
1970	984	66	5,031	7,244
1971	1,188	79	5,252	7,621
1972	1,110	63	10,462	6,401
1973	1,326	75	9,760	7,579
1974	1,288	93	7,759	7,127
SUBTOTAL	11,535	797	40,975	72,433

03533 전북무주군보건소

1964	220	77	0	5,211
1965	581	32	0	0
1966	990	48	0	4,772
1967	839	37	0	5,188
1968	630	15	0	4,386
1969	747	49	2,243	4,633
1970	738	49	4,274	4,449
1971	934	54	4,920	5,796
1972	871	50	9,166	5,096
1973	988	50	7,763	6,695
1974	902	51	5,778	6,022
SUBTOTAL	8,440	512	34,144	52,248

COUPLE-YEARS-PROTECTION				
IUD	VASECTOMY	ORAL-PILL	CONDOM	TOTAL
126	107	0	529	762
473	154	0	0	627
992	204	0	897	2,093
1,358	247	0	631	2,236
1,400	286	0	665	2,351
1,444	319	208	666	2,637
1,492	353	387	673	2,905
1,569	396	404	708	3,077
1,666	419	804	595	3,484
1,752	452	750	704	3,658
2,017	499	596	662	3,774
14,289	3,436	3,149	6,730	27,604
72	77	0	484	633
296	101	0	0	397
659	138	0	443	1,240
944	161	0	482	1,587
1,007	159	0	407	1,573
1,052	192	172	430	1,846
1,101	221	328	413	2,063
1,180	252	378	539	2,349
1,274	276	705	473	2,728
1,338	298	597	622	2,855
1,478	319	444	560	2,801
10,401	2,194	2,624	4,853	20,072

03534 전북장수군 보건소

YEAR	ACHIEVMENT			
	IUD	VASECTOMY	ORAL-PILL	CONDOM
1964	207	63	0	2,786
1965	613	32	0	0
1966	1,024	52	0	5,965
1967	820	46	0	5,400
1968	543	37	0	4,929
1969	747	48	2,598	5,592
1970	738	49	4,179	4,998
1971	978	54	5,443	5,980
1972	912	42	3,939	5,590
1973	1,109	61	6,189	6,065
1974	1,023	63	5,963	4,704
SUBTOTAL	8,711	547	28,311	52,009

03535 전북임실군보건소

1964	431	137	0	8,005
1965	1,299	87	0	0
1966	1,575	81	0	8,445
1967	1,248	75	0	8,547
1968	1,050	60	0	8,202
1969	1,245	27	3,472	6,734
1970	1,234	41	4,895	10,504
1971	1,357	73	8,849	8,913
1972	1,291	69	9,369	7,182
1973	1,317	72	9,850	7,911
1974	1,314	103	8,588	7,353
SUBTOTAL	13,361	825	45,023	81,796

COUPLE-YEARS-PROTECTION				
IUD	VASECTOMY	ORAL-PILL	CONDOM	TOTAL
68	63	0	259	390
301	88	0	0	389
682	131	0	554	1,367
959	163	0	502	1,624
984	183	0	458	1,625
1,017	212	199	520	1,948
1,080	239	321	464	2,104
1,176	269	418	556	2,419
1,300	284	303	519	2,406
1,403	316	476	564	2,759
1,589	347	458	437	2,831
10,559	2,295	2,175	4,833	19,862
142	137	0	744	1,023
634	210	0	0	844
1,249	269	0	785	2,303
1,585	317	0	794	2,696
1,670	345	0	762	2,777
1,744	337	267	626	2,974
1,824	344	376	976	3,520
1,899	382	680	828	3,789
1,971	412	720	667	3,770
1,994	442	757	735	3,928
2,185	500	660	683	4,028
16,897	3,695	3,460	7,600	31,652

03536 전북남원군보건소

YEAR	ACHIEVMENT			
	IUD	VASECTOMY	ORAL- PILL	CONDOM
1964	627	208	0	5,501
1965	1,616	54	0	0
1966	2,495	125	0	13,243
1967	2,034	105	0	11,881
1968	1,680	115	0	11,778
1969	1,759	43	5,432	12,956
1970	1,970	79	5,820	12,419
1971	2,201	142	12,261	13,489
1972	1,981	86	13,918	12,767
1973	2,204	101	14,439	12,259
1974	2,500	110	15,572	12,297
SUBTOTAL	21,067	1,168	67,442	118,290

03537 전북순창군보건소

1964	269	109	0	11,126
1965	881	55	0	0
1966	1,357	73	0	9,187
1967	1,155	67	0	9,183
1968	840	53	0	7,391
1969	918	50	3,352	7,911
1970	984	56	3,802	6,506
1971	1,232	74	5,433	7,637
1972	1,152	53	6,300	6,755
1973	1,216	65	7,135	7,041
1974	1,152	63	7,021	6,345
SUBTOTAL	11,156	718	33,043	79,082

COUPLE-YEARS- PROTECTION				
IUD	VASECTOMY	ORAL-PILL	CONDOM	TOTAL
206	208	0	511	925
833	241	0	0	1,074
1,754	341	0	1,231	3,326
2,409	411	0	1,077	3,897
2,576	484	0	1,095	4,155
2,662	478	417	1,204	4,761
2,779	509	447	1,154	4,889
2,968	600	943	1,254	5,765
3,081	625	1,070	1,187	5,963
3,158	663	1,110	1,140	6,071
3,620	706	1,197	1,143	6,666
26,046	5,266	5,184	10,996	47,492
88	109	0	1,034	1,231
419	153	0	0	572
936	210	0	854	2,000
1,311	255	0	854	2,420
1,392	282	0	687	2,361
1,405	303	257	735	2,700
1,451	328	292	605	2,676
1,561	369	417	710	3,057
1,679	385	484	628	3,176
1,738	411	548	654	3,351
1,893	432	540	590	3,455
13,873	3,237	2,538	7,351	26,999

03538 전북정읍군보건소

YEAR	ACHIEVEMENT			
	IUD	VASECTOMY	ORAL-PILL	CONDOM
1964	719	288	0	15,618
1965	2,097	104	0	0
1966	3,730	192	0	12,084
1967	2,904	162	0	12,519
1968	2,310	137	0	12,533
1969	2,739	51	5,376	11,057
1970	2,709	130	10,487	16,681
1971	3,177	164	11,558	17,684
1972	2,964	174	15,757	17,716
1973	3,204	181	18,859	18,044
1974	3,302	249	19,151	16,365
SUBTOTAL	30,055	1,832	81,188	150,301

03539 전북고창군보건소

1964	655	178	0	5,684
1965	1,479	75	0	0
1966	2,638	136	0	9,168
1967	2,038	71	0	8,995
1968	1,680	82	0	7,524
1969	1,992	53	4,485	9,043
1970	1,981	93	9,234	13,496
1971	2,367	114	11,491	14,224
1972	2,263	102	12,801	11,845
1973	2,441	133	13,979	14,624
1974	2,463	143	13,807	13,988
SUBTOTAL	21,997	1,180	65,797	108,591

COUPLE-YEARS-PROTECTION					
IUD	VASECTOMY	ORAL-PILL	GONDOM	TOTAL	
237	288	0	1,452	1,977	
1,037	363	0	0	1,400	
2,415	518	0	1,123	4,056	
3,430	628	0	1,164	5,222	
3,627	702	0	1,165	5,494	
3,837	682	413	1,028	5,960	
4,013	743	806	1,551	7,113	
4,238	832	889	1,644	7,603	
4,479	922	1,212	1,647	8,260	
4,597	1,010	1,450	1,678	8,735	
5,152	1,157	1,473	1,521	9,303	
37,062	7,845	6,243	13,973	65,123	
216	178	0	528	922	
802	235	0	0	1,037	
1,742	347	0	852	2,941	
2,451	383	0	836	3,670	
2,588	426	0	699	3,713	
2,759	436	345	840	4,380	
2,902	485	710	1,255	5,352	
3,092	550	883	1,322	5,847	
3,314	596	984	1,101	5,995	
3,441	669	1,075	1,360	6,545	
3,856	745	1,062	1,300	6,963	
27,163	5,050	5,059	10,093	47,365	

03540 전북부 안군 보건소

YEAR	ACHIEVMENT			
	IUD	VASECTOMY	ORAL-PI LL	GONDOM
1964	440	150	0	4,740
1965	1,346	131	0	0
1966	2,300	116	0	7,566
1967	1,860	109	0	6,687
1968	1,470	87	0	6,470
1969	1,647	73	6,784	7,091
1970	1,722	116	8,656	10,956
1971	2,056	137	10,912	11,841
1972	1,921	110	10,687	10,238
1973	2,194	126	11,208	12,370
1974	2,239	129	11,506	11,280
SUBTOTAL	19,195	1,284	59,753	89,239

03541 전북 김제군 보건소

1964	653	273	0	10,897
1965	1,972	135	0	0
1966	3,379	170	0	16,460
1967	2,736	169	0	14,006
1968	2,100	131	0	13,055
1969	2,490	167	11,657	11,715
1970	2,460	106	12,262	13,523
1971	2,728	165	21,388	17,534
1972	2,551	146	13,907	16,114
1973	2,932	150	19,373	15,938
1974	3,043	169	18,599	14,710
SUBTOTAL	27,044	1,781	97,186	143,952

COUPLE-YEARS-PROTECTION

IUD	VASECTOMY	ORAL-PILL	GONDOM	TOTAL
145	150	0	440	735
655	265	0	0	920
1,515	354	0	703	2,572
2,149	427	0	621	3,197
2,296	471	0	601	3,368
2,396	496	521	659	4,072
2,502	562	665	1,018	4,747
2,677	642	839	1,101	5,259
2,851	687	822	952	5,312
2,990	744	862	1,150	5,746
3,358	798	885	1,049	6,090
23,534	5,596	4,594	8,294	42,018
215	273	0	1,013	1,501
963	380	0	0	1,343
2,224	511	0	1,530	4,265
3,159	628	0	1,302	5,089
3,354	696	0	1,214	5,264
3,517	793	896	1,089	6,295
3,673	819	943	1,257	6,692
3,810	902	1,645	1,630	7,987
3,953	957	1,069	1,498	7,477
4,081	1,011	1,490	1,482	8,064
4,578	1,078	1,430	1,368	8,454
33,527	8,048	7,473	13,383	62,431

03542 전북옥구군 보건소

YEAR	ACHIEVEMENT			
	IUD	VASECTOMY	ORAL-PILL	CONDOM
1964	486	167	0	4,435
1965	1,230	114	0	0
1966	1,997	100	0	5,387
1967	1,589	96	0	6,582
1968	1,260	60	0	7,712
1969	1,325	38	3,694	6,644
1970	1,672	113	11,726	9,997
1971	1,438	96	11,406	10,514
1972	1,342	78	8,681	8,318
1973	1,642	103	10,103	8,490
1974	1,853	155	9,986	10,118
SUBTOTAL	15,834	1,120	55,596	78,197

03543 전북익산군보건소

1964	577	252	0	21,086
1965	1,695	167	0	0
1966	2,780	164	0	11,200
1967	2,204	135	0	11,080
1968	1,680	95	0	10,246
1969	1,993	133	7,579	10,670
1970	2,246	137	13,152	13,835
1971	2,103	140	12,522	13,040
1972	1,966	106	11,419	11,200
1973	2,059	130	13,237	11,952
1974	2,641	187	13,556	11,602
SUBTOTAL	21,944	1,646	71,465	128,911

COUPLE-YEARS-PROTECTION

IUD	VASECTOMY	ORAL-PILL	CONDOM	TOTAL
160	167	0	412	739
638	264	0	0	902
1,370	337	0	500	2,207
1,895	399	0	612	2,906
1,999	419	0	717	3,135
2,046	415	284	617	3,362
2,180	486	902	929	4,497
2,267	533	877	977	4,654
2,222	557	667	773	4,219
2,290	604	777	789	4,460
2,649	698	768	940	5,055
19,716	4,879	4,275	7,266	36,136
190	252	0	2,239	2,681
835	393	0	0	1,228
1,874	517	0	1,041	3,432
2,610	600	0	1,030	4,240
2,741	634	0	952	4,327
2,851	703	583	992	5,129
3,052	769	1,011	1,286	6,118
3,169	832	963	1,212	6,176
3,177	854	878	1,041	5,950
3,180	898	1,018	1,111	6,207
3,610	995	1,042	1,078	6,725
27,289	7,447	5,495	11,982	52,213

JEONBUK < 전북전체 >

YEAR	ACHIEVEMENT			
	IUD	VASECTOMY	ORAL-PILL	CONDOM
1964	7,247	2,611	0	165,289
1965	19,968	1,273	0	0
1966	32,868	1,675	0	142,730
1967	26,082	1,506	0	140,588
1968	20,913	1,250	0	129,015
1969	23,585	1,004	77,749	133,728
1970	25,096	1,315	117,916	167,260
1971	27,856	1,688	156,142	179,261
1972	25,884	1,628	168,398	153,921
1973	28,497	1,950	174,464	166,984
1974	30,653	2,694	183,113	164,675
DO-TOTAL	268,649	18,594	897,782	1,543,451

COUPLE-YEARS-PROTECTION

IUD	VASECTOMY	ORAL-PILL	CONDOM	TOTAL
2,384	2,611	0	15,364	20,359
10,052	3,616	0	0	13,668
22,219	4,919	0	13,264	40,402
30,941	5,925	0	13,068	49,934
32,792	6,575	0	11,990	51,357
34,231	6,914	5,972	12,427	59,544
35,891	7,529	9,063	15,545	68,028
37,985	8,457	12,004	16,663	75,109
39,618	9,229	12,946	14,305	76,098
40,727	10,248	14,952	15,522	81,449
45,828	11,908	14,078	15,307	87,121
332,668	77,931	69,015	143,455	623,069



전 라 남 도 보 건 소

03600 전남광주시보건소

YEAR	ACHIEVEMENT			
	IUD	VASECTOMY	ORAL-PILL	CONDOM
1964	697	238	0	8,482
1965	2,028	117	0	8,262
1966	4,494	151	0	16,229
1967	3,880	226	0	15,778
1968	3,210	195	0	13,926
1969	3,630	208	11,831	12,793
1970	4,000	260	28,723	19,200
1971	4,100	280	33,100	18,806
1972	3,800	370	35,550	17,121
1973	3,800	280	45,370	19,064
1974	8,500	490	57,310	42,000
SUBTOTAL	42,139	2,715	211,964	191,666

COUPLE-YEARS-PROTECTION

IUD	VASECTOMY	ORAL-PILL	CONDOM	TOTAL
230	238	0	788	1,256
1,003	331	0	768	2,102
2,630	448	0	1,509	4,587
4,097	629	0	1,467	6,193
4,566	761	0	1,295	6,622
4,966	892	910	1,189	7,957
5,386	1,062	2,209	1,785	10,442
5,740	1,235	2,552	1,748	11,275
5,921	1,381	2,734	1,592	11,628
5,934	1,522	3,490	1,772	12,718
7,776	1,859	4,408	3,905	17,948
48,249	10,358	16,303	17,818	92,728

03611 전남목포시보건소

YEAR	ACHIEVEMENT			
	IUD	VASECTOMY	ORAL-PILL	GONDOM
1964	318	108	0	2,127
1965	1,022	45	0	6,561
1966	2,080	102	0	8,417
1967	1,790	102	0	8,224
1968	1,310	90	0	7,082
1969	1,510	106	3,485	4,426
1970	1,550	105	6,668	10,101
1971	1,650	110	8,660	10,479
1972	1,600	90	9,241	10,242
1973	1,550	100	10,312	12,966
1974	2,400	135	16,907	14,263
SUBTOTAL	16,780	1,093	55,273	94,888

03612 전남여수시보건소

1964	408	86	0	2,940
1965	613	32	0	8,221
1966	1,245	34	0	6,339
1967	1,000	62	0	6,751
1968	920	52	0	5,482
1969	1,100	73	2,808	6,083
1970	1,000	70	7,465	7,111
1971	1,100	80	7,522	7,811
1972	1,100	69	7,694	6,030
1973	1,030	73	9,600	9,043
1974	1,450	86	13,000	8,446
SUBTOTAL	10,966	717	48,089	74,277

COUPLE-YEARS-PROTECTION				
IUD	VASECTOMY	ORAL-PILL	CONDOM	TOTAL
104	108	0	197	409
489	142	0	610	1,241
1,255	229	0	782	2,266
1,912	308	0	764	2,984
2,059	367	0	658	3,094
2,164	436	268	411	3,279
2,269	497	512	939	4,217
2,351	557	666	974	4,548
2,438	591	710	952	4,691
2,441	631	793	1,205	5,070
2,541	702	1,300	1,325	6,169
20,333	4,568	4,249	8,818	37,968
134	86	0	275	495
397	109	0	764	1,270
806	132	0	589	1,527
1,169	180	0	627	1,976
1,272	213	0	509	1,994
1,422	264	216	565	2,467
1,505	307	574	661	3,047
1,554	356	578	726	3,214
1,634	389	591	560	3,174
1,635	423	738	840	3,636
1,919	466	1,000	785	4,170
13,447	2,925	3,697	6,901	26,970

03613 전남순천시보건소

YEAR	ACHIEVMENT			
	IUD	VASECTOMY	ORAL-PILL	CONDOM
1964	461	30	0	3,384
1965	588	17	0	7,332
1966	1,004	40	0	6,600
1967	770	50	0	6,610
1968	610	43	0	6,101
1969	710	60	2,547	5,638
1970	850	60	9,550	5,891
1971	950	70	4,700	5,530
1972	890	60	7,050	6,313
1973	890	64	7,150	5,913
1974	1,200	72	9,900	8,414
SUBTOTAL	8,923	566	40,897	67,726

03631 전남광산군보건소

1964	585	115	0	9,262
1965	1,280	26	0	11,498
1966	1,780	87	0	8,616
1967	1,400	87	0	10,617
1968	1,020	75	0	7,573
1969	1,120	83	6,805	7,919
1970	1,300	90	8,216	8,625
1971	1,406	105	11,522	10,110
1972	1,320	90	10,363	9,515
1973	1,320	95	11,990	11,894
1974	1,500	95	13,925	10,271
SUBTOTAL	14,631	948	62,821	105,900

COUPLE-YEARS-PROTECTION				
IUD	VASECTOMY	ORAL-PILL	CONDOM	TOTAL
152	30	0	314	496
415	43	0	681	1,139
728	78	0	613	1,419
983	120	0	614	1,717
1,000	150	0	567	1,717
1,034	194	195	524	1,947
1,115	234	734	547	2,630
1,224	280	361	514	2,379
1,307	311	542	587	2,747
1,336	343	550	549	2,778
1,635	380	761	782	3,558
10,929	2,163	3,143	6,292	22,527
193	115	0	861	1,169
702	129	0	1,069	1,900
1,347	208	0	801	2,351
1,764	209	0	987	3,020
1,798	317	0	704	2,819
1,779	368	523	736	3,406
1,841	421	632	802	3,696
1,943	483	886	940	4,252
2,014	524	797	884	4,219
2,033	56	922	1,106	4,627
2,329	604	10,71	955	4,959
17,743	3,999	4,831	9,845	36,418

03632 전남담양군 보건소

YEAR	ACHIEVMENT			
	IUD	VASECTOMY	ORAL-PILL	CONDOM
1964	526	111	0	11,146
1965	1,391	31	0	8,297
1966	1,669	70	0	10,366
1967	1,370	86	0	11,506
1968	980	74	0	9,600
1969	1,100	96	13,236	10,800
1970	1,250	86	10,790	10,200
1971	1,400	100	12,250	13,100
1972	1,320	85	13,500	8,500
1973	1,320	91	14,040	13,037
1974	1,200	86	12,505	9,635
SUBTOTAL	13,526	916	76,321	116,187

03633 전남곡성군 보건소

1964	459	81	0	7,212
1965	1,155	55	0	9,209
1966	1,444	46	0	10,279
1967	1,200	72	0	9,331
1968	800	62	0	8,559
1969	890	81	9,648	8,187
1970	1,200	85	10,680	9,361
1971	1,300	95	15,210	9,600
1972	1,220	78	15,683	8,400
1973	1,220	86	12,704	12,240
1974	1,100	82	11,792	6,958
SUBTOTAL	11,988	823	75,717	99,336

COUPLE-YEARS-PROTECTION				
IUD	VASECTOMY	ORAL-PILL	CONDON	TOTAL
173	111	0	1,036	1,320
711	130	0	771	1,612
1,348	186	0	964	2,498
1,715	253	0	1,070	3,038
1,760	301	0	892	2,953
1,731	366	1,018	1,004	4,119
1,792	415	830	948	3,985
1,897	473	942	1,218	4,530
1,982	510	1,038	790	4,320
2,013	549	1,080	1,212	4,854
2,195	580	961	896	4,632
17,317	3,874	5,869	19,801	37,861
151	81	0	670	902
601	127	0	856	1,584
1,144	160	0	955	2,259
1,477	215	0	867	2,559
1,505	255	0	795	2,555
1,453	310	742	761	3,266
1,546	363	821	870	3,600
1,700	421	1,170	892	4,183
1,795	456	1,206	781	4,238
1,842	496	977	1,138	4,453
2,003	528	907	647	4,085
15,217	3,412	5,823	9,232	33,684

03634 전남구례군보건소

YEAR	ACHIEVMENT			
	IUD	VASECTOMY	ORAL-PILL	CONDOM
1964	464	81	0	4,470
1965	1,188	43	0	7,793
1966	1,016	44	0	6,956
1967	820	54	0	7,199
1968	610	47	0	7,321
1969	650	64	5,962	5,737
1970	750	53	7,923	5,828
1971	850	53	9,696	6,578
1972	790	50	8,913	6,000
1973	790	50	8,778	6,911
1974	750	50	8,494	6,245
SUBTOTAL	8,678	589	49,766	71,038

03635 전남광양군보건소

1964	461	100	0	6,590
1965	1,314	78	0	10,600
1966	1,329	63	0	6,635
1967	1,060	63	0	7,600
1968	720	54	0	6,900
1969	890	57	5,840	6,249
1970	1,000	70	8,737	6,251
1971	1,100	75	9,301	7,200
1972	1,030	60	9,128	9,107
1973	1,040	69	11,485	11,255
1974	1,000	67	11,274	8,461
SUBTOTAL	10,944	756	55,765	86,848

COUPLE-YEARS-PROTECTION

IUD	VASECTOMY	ORAL-PILL	CONDOM	TOTAL
153	81	0	415	649
614	115	0	724	1,453
1,021	147	0	646	1,814
1,156	186	0	669	2,011
1,160	214	0	680	2,054
1,096	256	458	533	2,343
1,108	283	609	542	2,542
1,165	307	745	611	2,828
1,203	326	685	557	2,771
1,216	343	675	642	2,876
1,384	358	653	580	2,975
11,276	2,616	3,825	6,599	24,316
152	100	0	612	864
654	167	0	985	1,806
1,183	213	0	617	2,013
1,415	254	0	706	2,375
1,416	282	0	641	2,339
1,371	310	449	581	2,711
1,430	348	672	581	3,031
1,506	388	715	669	3,278
1,566	409	702	846	3,523
1,587	437	883	1,046	3,953
1,764	460	867	786	3,877
14,044	3,368	4,288	8,070	29,770

03636 전남여친군보건소

YEAR	ACHI EVMENT			
	IUD	VASECTOMY	ORAL-PILL	CONDOM
1964	461	160	0	3,191
1965	1,022	54	0	4,646
1966	2,027	79	0	7,434
1967	1,690	102	0	7,835
1968	1,090	85	0	5,280
1969	1,280	98	7,812	7,500
1970	1,500	108	9,943	11,520
1971	1,600	118	17,566	13,240
1972	1,500	94	14,723	9,860
1973	1,500	108	14,989	13,095
1974	1,500	103	14,427	10,330
SUBTOTAL	15,170	1,109	79,459	93,931

03637 전남승주군보건소

1964	461	130	0	3,318
1965	1,255	56	0	5,281
1966	2,016	82	0	9,712
1967	1,680	102	0	9,556
1968	1,090	88	0	8,464
1969	1,290	113	5,460	8,660
1970	1,650	110	15,748	10,389
1971	1,600	115	18,115	8,319
1972	1,550	96	16,039	8,607
1973	1,550	103	15,117	13,747
1974	1,500	98	15,072	9,660
SUBTOTAL	15,642	1,093	85,551	95,713

COUPLE-YEARS-PROTECTION				
IUD	VASECTOMY	ORAL-PILL	CONDOM	TOTAL
152	160	0	296	608
558	197	0	432	1,187
1,273	256	0	691	2,220
1,885	332	0	728	2,945
1,950	383	0	491	2,824
1,956	442	600	697	3,695
2,068	505	764	1,071	4,408
2,193	572	1,351	1,231	5,347
2,286	608	1,132	916	4,942
2,308	655	1,153	1,217	5,333
2,501	692	1,109	960	5,262
19,130	4,802	6,109	8,730	38,771
152	130	0	308	590
635	172	0	491	1,298
1,382	236	0	903	2,521
1,935	314	0	888	3,137
1,995	370	0	787	3,152
1,981	445	420	805	3,651
2,135	510	1,211	966	4,822
2,277	573	1,393	773	5,016
2,344	611	1,233	800	4,988
2,387	652	1,162	1,278	5,479
2,557	684	1,159	898	5,298
19,780	4,697	6,578	8,897	39,952

03638 전남고흥군보건소

YEAR	ACHIEVMENT			
	IUD	VASECTOMY	ORAL-PILL	CONDOM
1964	609	170	0	13,709
1965	1,557	57	0	12,550
1966	3,019	102	0	10,711
1967	2,450	152	0	11,377
1968	1,690	128	0	10,451
1969	1,950	161	10,152	9,910
1970	2,300	145	18,664	16,106
1971	2,400	150	15,387	15,000
1972	2,250	120	18,630	13,800
1973	2,250	138	22,003	19,953
1974	2,200	130	19,057	17,011
SUBTOTAL	22,675	1,453	103,893	150,578

03639 전남보성군보건소

1964	420	101	0	10,892
1965	1,229	66	0	12,730
1966	2,322	95	0	10,318
1967	1,870	117	0	10,880
1968	1,280	101	0	9,360
1969	1,510	126	7,712	9,785
1970	1,800	115	12,553	16,455
1971	1,950	120	19,717	16,200
1972	1,800	100	16,123	12,000
1973	1,800	112	16,014	19,106
1974	1,902	120	17,110	11,593
SUBTOTAL	17,883	1,173	89,229	139,319

COUPLE-YEARS-PROTECTION

IUD	VASECTOMY	ORAL-PILL	CONDOM	TOTAL
200	170	0	1,274	1,644
805	209	0	1,167	2,181
1,895	290	0	996	3,181
2,779	412	0	1,058	4,249
2,895	498	0	971	4,364
2,943	609	780	921	5,253
3,125	693	1,435	1,497	6,750
3,323	773	1,183	1,394	6,673
3,446	815	1,433	1,283	6,977
3,478	871	1,692	1,855	7,896
3,716	913	1,465	1,582	7,676
28,605	6,253	7,988	13,998	56,844
138	101	0	1,012	1,251
606	156	0	1,183	1,945
1,460	235	0	959	2,654
2,130	328	0	1,011	3,469
2,215	396	0	870	3,481
2,253	482	593	910	4,238
2,411	548	965	1,530	5,454
2,601	613	1,516	1,506	6,236
2,730	651	1,240	1,115	5,736
2,762	697	1,231	1,776	6,466
2,985	747	1,316	1,078	6,126
22,291	4,954	6,861	12,950	47,056

03640 전남 화순군보 건소

YEAR	ACHIEVEMENT			
	IUD	VASECTOMY	ORAL-PILL	CONDOM
1964	609	151	0	10,009
1965	1,404	38	0	16,632
1966	1,949	34	0	11,209
1967	1,545	98	0	10,991
1968	1,200	85	0	11,209
1969	1,300	106	7,293	9,429
1970	1,600	100	11,316	12,040
1971	1,700	110	13,795	12,000
1972	1,600	87	12,215	10,810
1973	1,600	100	11,906	15,235
1974	1,500	94	12,883	10,565
SUBTOTAL	16,007	1,003	69,408	130,129

03641 전남 장흥군보 건소

1964	461	270	0	5,127
1965	1,060	35	0	6,720
1966	1,851	30	0	7,748
1967	1,460	93	0	8,767
1968	1,070	76	0	7,146
1969	1,250	85	6,897	7,173
1970	1,600	95	18,240	11,304
1971	1,600	100	14,962	11,094
1972	1,550	90	15,421	9,600
1973	1,550	95	14,964	12,642
1974	1,450	90	13,580	9,615
SUBTOTAL	14,902	1,059	84,064	96,936

COUPLE-YEARS-PROTECTION

IUD	VASECTOMY	ORAL-PILL	CONDOM	TOTAL
200	151	0	930	1,281
755	173	0	1,546	2,474
1,468	189	0	1,042	2,699
1,928	268	0	1,022	3,218
1,998	326	0	1,042	3,366
2,015	399	561	876	3,851
2,133	459	870	1,119	4,581
2,304	523	1,061	1,115	5,003
2,405	557	939	1,005	4,906
2,446	601	915	1,416	5,378
2,668	634	991	982	5,275
20,320	4,280	5,337	12,095	42,032
152	270	0	476	898
570	277	0	624	1,471
1,233	279	0	720	2,232
1,735	344	0	815	2,894
1,798	385	0	664	2,847
1,845	431	530	667	3,473
2,016	482	1,403	1,051	4,952
2,194	533	1,150	1,031	4,908
2,294	569	1,186	892	4,941
2,352	607	1,151	1,175	5,285
2,521	636	1,044	894	5,095
18,710	4,813	6,464	9,009	38,996

03642 전남강진군보건소

YEAR	ACHIEVMENT			
	IUD	VASECTOMY	ORAL-PILL	CONDOM
1964	461	130	0	6,533
1965	1,114	59	0	5,131
1966	1,656	67	0	7,623
1967	1,360	83	0	6,994
1968	950	72	0	6,586
1969	1,100	72	5,902	10,200
1970	1,250	72	11,124	11,400
1971	1,350	77	10,551	9,247
1972	1,300	66	11,528	9,953
1973	1,300	70	9,623	13,369
1974	1,250	73	11,826	8,805
SUBTOTAL	13,091	841	60,554	95,841

03643 전남해남군 보건소

1964	468	175	0	5,045
1965	1,435	80	0	18,535
1966	2,950	148	0	10,059
1967	2,400	148	0	10,654
1968	1,880	125	0	8,422
1969	2,130	153	10,685	10,329
1970	2,250	160	14,461	15,595
1971	2,350	165	17,486	14,643
1972	2,050	128	13,341	14,033
1973	2,050	145	16,320	18,664
1974	1,950	135	17,737	15,229
SUBTOTAL	21,913	1,562	90,030	141,208

COUPLE-YEARS-PROTECTION				
IUD	VASECTOMY	ORAL-PILL	CONDOM	TOTAL
152	130	0	607	889
588	175	0	477	1,240
1,195	224	0	708	2,127
1,621	284	0	650	2,555
1,674	327	0	612	2,613
1,677	366	454	948	3,445
1,758	401	855	1,060	4,074
1,856	437	911	859	3,963
1,942	459	886	925	4,212
1,977	483	740	1,243	4,443
2,158	507	909	818	4,392
16,598	3,793	4,655	8,907	33,953
154	175	0	469	798
697	237	0	1,723	2,657
1,778	361	0	935	3,074
2,668	472	0	990	4,130
2,875	549	0	783	4,207
3,041	647	821	960	5,469
3,208	742	1,112	1,450	6,512
3,349	832	1,345	1,361	6,887
3,391	876	1,026	1,305	6,598
3,317	933	1,255	1,735	7,240
3,439	974	1,364	1,416	7,193
27,917	6,798	6,923	13,127	54,765

03644 전남영암군보건소

YEAR	ACHIEVEMENT			
	IUD	VASECTOMY	ORAL-PILL	CONDOM
1964	461	130	0	7,716
1965	1,488	59	0	14,594
1966	1,820	76	0	8,385
1967	1,480	95	0	7,957
1968	1,000	80	0	7,932
1969	1,250	104	6,587	9,600
1970	1,550	100	10,854	12,156
1971	1,650	105	11,696	12,372
1972	1,590	90	12,395	10,873
1973	1,590	96	11,568	15,070
1974	1,374	90	12,337	9,618
SUBTOTAL	15,253	1,025	65,437	116,273

03645 전남무안군보건소

1964	422	145	0	7,338
1965	1,585	46	0	16,030
1966	3,373	205	0	15,859
1967	3,300	205	0	16,800
1968	2,330	171	0	16,315
1969	1,137	63	5,197	7,502
1970	1,200	85	11,904	10,138
1971	1,200	90	11,881	10,053
1972	1,220	74	11,521	9,111
1973	1,220	80	11,982	12,619
1974	1,274	85	12,756	10,132
SUBTOTAL	18,261	1,249	65,241	132,397

COUPLE-YEARS-PROTECTION				
IUD	VASECTOMY	ORAL-PILL	CONDOM	TOTAL
152	130	0	717	999
712	175	0	1,357	2,244
1,429	233	0	779	2,441
1,834	304	0	740	2,878
1,872	353	0	737	2,962
1,857	421	506	892	3,676
2,013	478	834	1,130	4,455
2,191	535	899	1,150	4,775
2,318	571	953	1,011	4,853
2,388	609	889	1,401	5,287
2,531	638	949	894	5,012
19,297	4,447	5,030	10,808	39,582
139	145	0	728	1,012
725	176	0	1,490	2,391
1,978	363	0	1,474	3,815
3,196	531	0	1,562	5,289
3,589	648	0	1,517	5,754
3,263	646	399	697	5,005
2,750	666	915	942	5,273
2,453	689	913	934	4,989
2,221	694	886	847	4,648
2,105	704	921	1,173	4,903
2,203	718	981	942	4,844
24,622	5,980	5,015	12,306	47,923

03646 전남신안군보건소

YEAR	ACHIEVMENT			
	IUD	VASECTOMY	ORAL-PILL	GONDOM
1964	0	0	0	0
1965	0	0	0	0
1966	0	0	0	0
1967	0	0	0	0
1968	0	0	0	0
1969	1,460	91	4,767	9,370
1970	1,900	90	12,300	12,909
1971	1,900	100	12,919	12,093
1972	1,800	86	17,623	12,088
1973	1,800	90	14,169	15,493
1974	1,600	70	14,788	15,078
SUBTOTAL	10,460	527	76,566	77,031

03647 전남나주군보건소

1964	461	138	0	16,625
1965	1,658	58	0	11,955
1966	3,212	130	0	13,039
1967	2,600	162	0	13,628
1968	1,760	138	0	11,745
1969	2,050	166	10,721	11,551
1970	2,400	165	19,498	16,800
1971	2,500	165	20,464	12,000
1972	2,320	131	17,318	11,756
1973	2,320	149	19,837	21,376
1974	2,200	144	18,989	17,106
SUBTOTAL	23,481	1,546	106,827	157,581

COUPLE-YEARS-PROTECTION

IUD	VASECTOMY	ORAL-PILL	CONDOM	TOTAL
0	0	0	0	0
0	0	0	0	0
0	0	0	0	0
0	0	0	0	0
0	0	0	0	0
481	91	366	871	1,809
1,327	171	946	1,200	3,644
1,904	253	993	1,124	4,274
2,302	313	1,355	1,124	5,094
2,510	371	1,089	1,440	5,410
2,569	403	1,137	1,402	5,511
11,093	1,602	5,886	7,161	25,742
152	138	0	1,546	1,836
768	182	0	1,111	2,061
1,969	293	0	1,212	3,474
2,914	425	0	1,267	4,606
3,045	520	0	1,092	4,657
3,090	633	824	1,074	5,621
3,279	734	1,499	1,562	7,074
3,476	825	1,574	1,115	6,990
3,591	873	1,332	1,093	6,889
3,609	934	1,525	1,987	8,055
3,764	984	1,460	1,590	7,798
29,657	6,541	8,214	14,649	59,061

03648 전남함평군보건소

YEAR	ACHIEVMENT			
	IUD	VASECTOMY	ORAL-PILL	CONDOM
1964	500	160	0	10,891
1965	1,362	97	0	10,964
1966	1,827	76	0	6,253
1967	1,440	95	0	7,950
1968	1,000	80	0	6,911
1969	1,250	98	5,254	7,376
1970	1,400	95	10,694	9,861
1971	1,500	100	12,501	10,072
1972	1,410	83	14,584	9,600
1973	1,410	89	12,163	11,929
1974	1,300	87	12,355	9,368
SUBTOTAL	14,399	1,060	67,551	101,175

03649 전남영광군보건소

1964	536	84	0	10,842
1965	1,188	21	0	11,466
1966	2,052	103	0	8,955
1967	1,710	103	0	7,964
1968	1,150	87	0	7,655
1969	1,340	106	8,362	8,315
1970	1,600	105	16,052	14,030
1971	1,700	110	13,200	11,400
1972	1,600	96	14,651	10,800
1973	1,600	101	14,548	12,000
1974	1,500	98	12,807	13,100
SUBTOTAL	15,976	1,014	79,620	116,527

COUPLE-YEARS-PROTECTION

IUD	VA SECTOMY	ORAL-PILL	CONDOM	TOTAL
165	160	0	1,012	1,337
689	240	0	1,019	1,948
1,380	291	0	581	2,252
1,800	356	0	739	2,895
1,830	400	0	642	2,872
1,836	457	404	685	3,382
1,948	506	822	917	4,193
2,061	555	961	936	4,513
2,146	582	1,121	892	4,741
2,169	612	935	1,109	4,825
2,337	637	950	871	4,795
18,361	4,796	5,193	9,403	37,753
176	84	0	1,008	1,268
649	96	0	1,066	1,811
1,381	189	0	832	2,402
1,962	273	0	740	2,975
2,031	332	0	711	3,074
2,039	404	643	773	3,859
2,168	468	1,234	1,304	5,174
2,316	531	1,015	1,060	4,922
2,418	573	1,127	1,004	5,122
2,453	616	1,119	1,115	5,303
2,645	652	985	1,218	5,500
20,238	4,218	6,123	10,831	41,410

03650 전남장성군보건소

YEAR	ACHIEVMENT			
	IUD	VASECTOMY	ORAL-PILL	CONDOM
1964	461	160	0	8,421
1965	1,343	68	0	13,413
1966	1,700	68	0	10,417
1967	1,340	85	0	10,390
1968	920	72	0	9,360
1969	1,100	93	5,342	10,568
1970	1,400	95	10,726	9,231
1971	1,350	100	13,821	10,800
1972	1,310	86	13,817	9,276
1973	1,310	91	14,322	11,737
1974	1,250	85	12,345	10,105
SUBTOTAL	13,484	1,003	70,373	113,718

03651 전남완도군보건소

1964	603	132	0	5,390
1965	1,252	9	0	10,774
1966	1,790	55	0	8,008
1967	1,450	90	0	7,657
1968	1,150	68	0	7,482
1969	1,240	86	6,534	7,137
1970	1,400	87	19,200	9,276
1971	1,500	97	10,857	10,295
1972	1,480	87	14,339	8,028
1973	1,450	90	14,010	12,956
1974	1,500	87	14,022	13,734
SUBTOTAL	14,815	888	78,962	100,737

COUPLE-YEARS-PROTECTION

IUD	VASECTOMY	ORAL-PILL	CONDOM	TOTAL
152	160	0	783	1,095
664	211	0	1,247	2,122
1,320	257	0	968	2,545
1,694	316	0	966	2,976
1,716	356	0	870	2,942
1,691	413	410	982	3,496
1,817	466	825	858	3,966
1,935	519	1,063	1,004	4,521
1,985	553	1,062	862	4,462
2,019	588	1,101	1,091	4,799
2,181	614	949	939	4,683
17,174	4,453	5,410	10,570	37,607
198	132	0	501	831
702	127	0	1,001	1,830
1,340	169	0	744	2,253
1,782	242	0	712	2,736
1,863	285	0	695	2,843
1,895	342	502	663	3,402
1,975	394	1,476	862	4,707
2,087	451	835	957	4,330
2,183	492	1,103	746	4,524
2,224	532	1,077	1,204	5,037
2,485	565	1,078	1,277	5,405
18,734	3,731	6,071	9,362	37,898

03652 전남진도군보건소


YEAR	ACHIEVMENT			
	IUD	VA SECTOMY	ORAL-PILL	GONDOM
1964	461	20	0	1,199
1965	756	80	0	5,236
1966	1,355	43	0	6,330
1967	1,050	68	0	5,943
1968	760	52	0	5,915
1969	710	11	6,838	6,121
1970	700	36	7,090	11,564
1971	800	40	8,172	9,236
1972	750	35	9,539	6,964
1973	750	35	8,965	9,951
1974	700	48	9,118	9,704
SUBTOTAL	8,792	468	49,722	78,163

JEONNAM <전남전체>

1964	12,234	3,206	0	182,379
1965	31,287	1,327	0	254,430
1966	50,980	2,030	0	232,497
1967	42,115	2,600	0	238,959
1968	30,500	2,200	0	212,777
1969	34,947	2,560	183,677	218,358
1970	40,400	2,642	329,119	293,342
1971	42,506	2,830	355,130	287,278
1972	40,150	2,401	360,929	288,387
1973	40,010	2,600	373,929	351,265
1974	45,050	2,800	396,316	315,446
DO-TOTAL	410,179	27,196	1,999,100	2,845,118

COUPLE-YEARS-PROTECTION

IUD	VASECTOMY	ORAL-PILL	CONDOM	TOTAL
152	20	0	111	283
470	97	0	486	1,053
924	130	0	588	1,642
1,286	184	0	552	2,022
1,308	217	0	550	2,075
1,273	206	526	569	2,574
1,215	221	545	1,075	3,056
1,199	238	628	858	2,923
1,209	249	733	647	2,838
1,189	259	689	925	3,062
1,341	281	701	902	3,225
11,566	2,102	3,822	7,263	24,753
4,028	3,206	0	16,946	24,180
16,179	4,193	0	23,648	44,020
34,867	5,791	0	21,608	62,266
48,837	7,799	0	22,211	78,847
51,200	9,205	0	19,775	80,180
52,152	10,830	14,118	20,294	97,394
55,338	12,374	25,304	27,269	120,285
58,799	13,952	27,306	26,700	126,757
61,071	14,943	27,752	24,016	127,782
61,730	16,034	28,752	32,650	139,166
68,447	17,216	30,475	29,325	145,463
512,648	115,543	153,707	264,442	1,046,340



경 상 북 도 보 건 소

03701 경북대구중구보건소

YEAR	ACHIEVMENT			
	IUD	VASECTOMY	ORAL-PILL	CONDOM
1964	422	200	0	3,299
1965	874	127	0	9,483
1966	1,403	145	0	6,714
1967	1,590	110	0	9,380
1968	1,325	111	0	10,855
1969	1,131	105	8,330	10,084
1970	1,175	67	17,294	11,457
1971	1,190	65	15,950	8,558
1972	1,378	77	13,724	12,257
1973	2,309	154	26,633	12,530
1974	1,899	373	17,376	7,487
SUBTOTAL	14,696	1,534	99,307	109,104

03792 경북대구동구보건소

1964	315	183	0	2,504
1965	1,468	135	0	6,293
1966	2,567	145	0	7,260
1967	1,965	135	0	10,952
1968	1,552	126	0	12,268
1969	1,474	96	9,552	7,992
1970	1,150	48	14,780	12,796
1971	1,556	109	25,015	11,185
1972	1,567	102	22,971	15,584
1973	3,137	241	34,684	21,648
1974	3,709	376	34,589	18,950
SUBTOTAL	20,460	1,696	141,591	127,432

COUPLE-YEARS-PROTECTION

IUD	VASECTOMY	ORAL-PILL	CONDOM	TOTAL
139	200	0	306	645
490	306	0	881	1,677
986	420	0	624	2,030
1,507	487	0	872	2,866
1,788	549	0	1,009	3,346
1,839	599	640	937	4,015
1,845	606	1,330	1,065	4,846
1,852	610	1,226	795	4,483
1,917	625	1,055	1,139	4,736
2,321	716	2,048	1,816	6,901
2,836	1,017	1,236	696	5,885
17,520	6,135	7,635	10,140	41,430
103	183	0	232	518
635	299	0	585	1,519
1,629	414	0	675	2,718
2,316	507	0	1,018	3,841
2,452	582	0	1,140	4,174
2,468	619	734	743	4,564
2,305	605	1,136	1,190	5,236
2,248	653	1,924	1,040	5,865
2,344	689	1,767	1,449	6,249
2,879	861	2,668	2,013	8,421
3,987	1,150	2,660	1,762	9,559
23,366	6,562	10,889	11,847	52,664

03703 경북대구서구보건소

YEAR	ACHIEVMENT			
	IUD	VASECTOMY	ORAL-PILL	CONDOM
1964	435	160	0	2,361
1965	1,339	137	0	9,771
1966	2,335	144	0	8,335
1967	1,945	134	0	9,500
1968	1,449	118	0	11,240
1969	1,402	129	12,256	10,000
1970	1,445	118	15,993	7,540
1971	1,520	110	21,807	10,679
1972	1,708	117	24,408	13,630
1973	3,276	246	35,031	21,792
1974	3,709	364	34,267	17,157
SUBTOTAL	20,563	1,777	143,762	122,005

03704 경북대구남구보건소

1964	415	208	0	3,298
1965	1,429	138	0	7,686
1966	2,533	154	0	7,765
1967	1,945	134	0	9,624
1968	1,653	132	0	10,748
1969	1,539	103	11,069	10,021
1970	1,575	112	14,527	11,335
1971	1,510	110	22,933	10,350
1972	1,677	126	24,104	14,446
1973	3,247	244	36,067	22,629
1974	3,645	384	32,317	15,855
SUBTOTAL	21,168	1,845	141,017	123,757

COUPLE-YEARS-PROTECTION

IUD	VASECTOMY	ORAL-PILL	CONDOM	TOTAL
143	160	0	219	522
649	280	0	908	1,837
1,520	395	0	775	2,690
2,190	489	0	883	3,562
2,335	558	0	1,045	3,938
2,333	631	942	929	4,835
2,307	685	1,230	701	4,923
2,312	726	1,677	993	5,708
2,406	770	1,877	1,267	6,320
3,025	938	2,694	2,026	8,683
4,141	1,208	2,635	1,595	9,579
23,361	6,840	11,055	11,341	52,597
136	208	0	306	650
670	325	0	714	1,709
1,623	446	0	722	2,791
2,304	535	0	895	3,734
2,470	613	0	999	4,082
2,529	654	851	931	4,965
2,495	700	1,117	1,054	5,366
2,470	739	1,764	962	5,935
2,487	791	1,854	1,348	6,475
3,061	955	2,774	2,104	8,894
4,128	1,243	2,485	1,474	9,330
24,373	7,209	10,845	11,504	53,931

03705 경북대구북구보건소

YEAR	ACHIEVEMENT			
	IUD	VASECTOMY	ORAL -PILL	CONDOM
1964	388	114	0	2,331
1965	1,093	89	0	4,325
1966	1,877	102	0	6,420
1967	1,569	109	0	8,150
1968	871	77	0	10,603
1969	852	78	8,158	8,597
1970	861	68	10,302	10,392
1971	890	56	13,065	6,650
1972	960	61	14,600	10,226
1973	2,005	114	22,518	17,962
1974	1,656	171	16,261	10,181
SUBTOTAL	13,022	1,039	84,904	95,837

03711 경북포항시보건소

1964	234	91	0	2,081
1965	535	40	0	3,822
1966	937	80	0	5,743
1967	747	54	0	5,528
1968	583	52	0	5,871
1969	565	45	4,908	5,030
1970	605	40	8,274	5,488
1971	571	39	7,378	3,438
1972	670	40	7,459	4,901
1973	958	100	10,633	6,642
1974	1,278	229	10,405	6,317
SUBTOTAL	7,683	810	49,057	54,861

COUPLE-YEARS-PROTECTION				
IUD	VASECTOMY	ORAL-PILL	CONDOM	TOTAL
128	114	0	216	458
546	191	0	402	1,139
1,240	273	0	597	2,110
1,775	354	0	757	2,886
1,791	395	0	986	3,172
1,650	433	627	799	3,509
1,555	457	792	966	3,770
1,474	467	1,005	618	3,564
1,470	481	1,123	951	4,025
1,824	546	1,732	1,670	5,772
2,360	662	1,250	946	5,218
15,813	4,373	6,529	8,908	35,623
77	91	0	193	361
288	121	0	355	764
623	188	0	534	1,345
879	223	0	514	1,616
926	252	0	546	1,724
931	271	377	467	2,046
930	283	636	510	2,359
924	293	567	319	2,103
946	303	573	455	2,277
1,081	372	817	617	2,887
1,429	563	800	587	3,379
9,034	2,960	3,770	5,097	20,861

03712 경북경주시보건소

YEAR	ACHIEVMENT			
	IUD	VASECTOMY	ORAL-PILL	CONDOM
1964	354	95	0	2,286
1965	685	64	0	7,021
1966	1,188	74	0	6,702
1967	946	59	0	5,030
1968	681	61	0	5,588
1969	687	31	5,062	4,549
1970	765	33	8,587	5,250
1971	741	49	7,512	4,550
1972	750	48	8,827	6,189
1973	943	56	11,318	6,626
1974	1,394	116	12,037	5,429
SUBTOTAL	9,134	686	53,343	59,220

03713 경북김천시보건소

1964	468	67	0	1,230
1965	460	61	0	9,743
1966	882	110	0	6,854
1967	649	62	0	5,063
1968	593	43	0	5,716
1969	570	39	5,795	4,899
1970	600	44	9,601	5,603
1971	482	33	4,964	3,474
1972	529	34	5,269	3,618
1973	660	44	6,850	4,065
1974	855	79	7,328	3,546
SUBTOTAL	6,748	616	39,807	53,811

COUPLE-YEARS-PROTECTION				
IUD	VASECTOMY	ORAL-PILL	GONDOM	TOTAL
116	95	0	212	423
395	149	0	652	1,196
808	208	0	623	1,639
1,130	246	0	467	1,843
1,163	282	0	519	1,964
1,148	284	389	423	2,244
1,153	288	660	488	2,589
1,159	308	577	423	2,467
1,163	325	679	575	2,742
1,232	348	870	616	3,066
1,605	429	925	504	3,463
11,072	2,962	4,100	5,502	23,636
154	67	0	114	335
375	121	0	906	1,402
628	218	0	637	1,483
854	258	0	470	1,582
878	275	0	531	1,684
910	286	445	455	2,096
913	301	738	521	2,473
883	303	381	323	1,890
852	306	405	336	1,899
886	319	526	378	2,109
1,175	366	563	329	2,433
8,508	2,820	3,058	5,000	19,386

03714 경북안동시보건소

YEAR	ACHIEVEMENT			
	IUD	VASECTOMY	ORAL-PILL	CONDOM
1964	351	24	0	2,409
1965	481	45	0	3,609
1966	882	70	0	3,777
1967	697	47	0	4,925
1968	541	46	0	5,561
1969	565	45	4,755	6,656
1970	605	52	8,542	5,577
1971	531	35	6,792	3,185
1972	590	40	6,907	4,800
1973	980	59	9,120	5,318
1974	1,393	102	10,138	4,900
SUBTOTAL	7,616	565	46,254	50,717

03731 경북달성군보건소

1964	385	157	0	5,877
1965	1,110	106	0	11,709
1966	1,950	110	0	10,477
1967	1,500	103	0	8,608
1968	1,249	97	0	9,394
1969	1,280	90	16,822	9,050
1970	1,777	108	26,407	9,370
1971	1,515	92	17,259	7,930
1972	1,700	98	18,268	7,482
1973	1,503	100	14,821	6,556
1974	1,414	107	16,845	8,225
SUBTOTAL	15,393	1,168	110,422	94,678

COUPLE-YEARS-PROTECTION				
IUD	VASECTOMY	ORAL-PILL	CONDOM	TOTAL
115	24	0	224	363
326	66	0	335	727
608	129	0	351	1,088
850	163	0	458	1,471
875	192	0	517	1,584
889	217	365	619	2,090
905	247	657	518	2,327
893	257	522	296	1,968
890	271	531	446	2,138
1,033	302	701	494	2,530
1,487	373	779	455	3,094
8,871	2,241	3,555	4,713	19,380
127	157	0	546	830
550	247	0	1,088	1,885
1,271	332	0	974	2,577
1,792	401	0	800	2,993
1,905	457	0	873	3,235
1,975	501	1,294	841	4,611
2,156	558	2,031	871	5,616
2,309	594	1,327	737	4,967
2,382	632	1,405	695	5,114
2,446	668	1,140	609	4,863
2,514	708	1,295	764	5,281
19,427	5,255	8,492	8,798	41,972

03732 경북군위군보건소

YEAR	ACHIEVEMENT			
	IUD	VASECTOMY	ORAL-PILL	CONDOM
1964	515	90	0	1,653
1965	646	69	0	2,373
1966	1,170	80	0	3,744
1967	896	62	0	5,037
1968	708	57	0	6,044
1969	601	51	5,108	5,690
1970	767	51	10,817	6,398
1971	907	65	11,815	4,902
1972	920	58	11,871	4,974
1973	898	72	7,530	3,598
1974	801	58	10,379	5,115
SUBTOTAL	8,829	713	57,520	49,528

03733 경북의성군보건소

1964	437	290	0	10,280
1965	1,987	190	0	22,701
1966	2,970	185	0	17,301
1967	2,385	160	0	13,056
1968	1,971	147	0	13,634
1979	1,705	135	23,057	11,891
1970	1,846	163	26,652	14,300
1971	2,292	122	21,121	12,552
1972	1,740	79	18,472	10,950
1973	1,606	72	16,540	9,296
1974	1,871	124	15,641	10,436
SUBTOTAL	20,820	1,667	121,483	146,397

COUPLE-YEARS-PROTECTION				
IUD	VASECTOMY	ORAL-PILL	CONDOM	TOTAL
169	90	0	153	412
460	149	0	220	829
824	214	0	348	1,386
1,130	254	0	468	1,852
1,153	285	0	562	2,000
1,125	307	392	529	2,353
1,113	327	832	595	2,867
1,193	359	908	455	2,915
1,280	381	913	462	3,036
1,330	414	579	334	2,657
1,521	430	798	475	3,224
11,298	3,210	4,422	4,601	23,531
144	290	0	956	1,390
864	450	0	2,111	3,425
2,042	589	0	1,608	4,239
2,807	690	0	1,214	4,711
3,026	767	0	1,267	5,060
3,007	825	1,773	1,105	6,710
2,931	905	2,050	1,329	7,215
3,078	936	1,624	1,167	6,805
3,088	921	1,420	1,018	6,447
2,888	900	1,272	864	5,924
3,032	933	1,203	970	6,138
26,907	8,206	9,342	13,609	58,064

03734 경북안동군보건소

YEAR	ACHI EVMENT			
	IUD	VASECTOMY	ORAL-PI LL	CONDOM
1964	415	165	0	7,861
1965	1,588	131	0	15,312
1966	2,900	175	0	13,425
1967	2,253	149	0	10,490
1968	1,560	141	0	11,700
1969	1,600	132	12,428	10,483
1970	1,751	137	26,486	11,700
1971	1,677	104	23,027	13,056
1972	1,740	88	22,481	10,800
1973	1,532	81	13,815	7,958
1974	1,933	142	20,624	9,934
SUBTOTAL	18,949	1,445	118,861	122,719

03735 경북청송군보건소

1964	403	100	0	2,942
1965	663	64	0	11,252
1966	1,213	115	0	6,912
1967	982	71	0	7,139
1968	805	58	0	6,240
1969	807	57	6,146	6,240
1970	972	62	10,315	6,290
1971	1,026	68	10,385	6,216
1972	910	33	9,868	4,800
1973	895	43	8,448	5,019
1974	989	71	9,901	5,490
SUBTOTAL	9,665	742	55,063	68,540

COUPLE-YEARS-PROTECTION				
IUD	VASECTOMY	ORAL-PILL	CONDOM	TOTAL
136	165	0	731	1,032
723	279	0	1,424	2,426
1,822	426	0	1,248	3,496
2,623	532	0	975	4,130
2,714	619	0	1,088	4,421
2,679	689	956	974	5,298
2,679	757	2,037	1,088	6,561
2,672	785	1,771	1,214	6,442
2,678	794	1,729	1,004	6,205
2,633	795	1,062	740	5,230
2,827	857	1,586	923	6,193
24,186	6,698	9,141	11,409	51,434
132	100	0	273	505
411	153	0	1,046	1,610
818	252	0	642	1,712
1,159	297	0	663	2,119
1,228	325	0	580	2,133
1,263	349	472	580	2,664
1,323	376	793	584	3,076
1,415	406	798	578	3,197
1,449	398	759	446	3,052
1,434	401	649	466	2,950
1,607	431	761	510	3,309
12,239	3,488	4,232	6,368	26,327

03736 경북영양군보건소

YEAR	ACHIEVMENT			
	IUD	VASECTOMY	ORAL-PI LL	CONDOM
1964	353	45	0	1,782
1965	498	32	0	5,389
1966	982	47	0	5,348
1967	725	50	0	4,490
1968	482	45	0	4,533
1969	499	45	4,589	4,280
1970	559	40	7,865	4,984
1971	816	51	8,055	5,450
1972	770	30	7,702	3,926
1973	685	32	5,487	3,977
1974	802	47	8,004	4,022
SUBTOTAL	7,171	464	41,708	48,181

03737 경북영덕군보건소

1964	380	109	0	7,677
1965	926	71	0	11,223
1966	1,644	125	0	8,426
1967	1,320	95	0	6,857
1968	1,081	86	0	6,966
1969	1,080	78	6,975	6,482
1970	1,143	73	9,923	7,341
1971	1,267	113	11,856	7,625
1972	1,250	93	11,381	8,514
1973	1,130	147	10,062	6,936
1974	1,220	87	12,687	6,452
SUBTOTAL	12,441	1,077	62,886	84,399

COUPLE-YEARS-PROTECTION

IUD	VASECTOMY	ORAL-PILL	CONDOM	TOTAL
116	45	0	165	326
333	72	0	501	906
651	111	0	497	1,259
911	149	0	417	1,477
899	179	0	421	1,499
870	206	353	398	1,827
861	225	605	463	2,154
945	253	619	506	2,323
1,061	257	592	365	2,275
1,075	263	422	369	2,129
1,249	283	615	374	2,521
8,971	2,043	3,206	4,476	18,696
125	109	0	713	947
487	169	0	1,043	1,699
1,081	277	0	783	2,141
1,538	344	0	637	2,519
1,644	395	0	647	2,686
1,692	433	536	602	3,263
1,718	462	763	682	3,625
1,736	528	912	709	3,935
1,859	568	875	791	4,093
1,851	658	774	635	3,918
1,995	679	976	600	4,250
15,776	4,622	4,836	7,842	33,076

03738 경북영일군보건소

YEAR	ACHIEVMENT			
	IUD	VASECTOMY	ORAL-PILL	CONDOM
1964	415	241	0	5,457
1965	1,694	125	0	6,802
1966	3,035	215	0	9,404
1967	2,341	159	0	9,418
1968	1,795	147	0	8,943
1969	1,830	138	10,906	8,727
1970	1,977	133	20,302	9,402
1971	2,061	84	22,926	12,477
1972	2,040	52	22,955	12,988
1973	1,925	77	21,296	10,673
1974	1,985	149	18,460	10,582
SUBTOTAL	21,098	1,520	116,845	104,873

03739 경북월성군보건소

1964	415	240	0	5,191
1965	1,684	155	0	11,122
1966	2,930	170	0	9,009
1967	2,341	159	0	8,235
1968	1,955	147	0	8,580
1969	1,785	135	14,086	8,145
1970	1,930	124	20,209	8,904
1971	1,756	137	21,253	10,461
1972	1,650	140	19,273	10,324
1973	1,774	153	19,433	9,128
1974	1,958	152	20,689	9,792
SUBTOTAL	20,228	1,712	114,943	98,891

COUPLE-YEARS-PROTECTION

IUD	VASECTOMY	ORAL-PILL	CONDOM	TOTAL
136	241	0	507	884
758	341	0	632	1,731
1,917	521	0	874	3,312
2,742	627	0	875	4,244
2,890	711	0	831	4,432
2,931	777	838	811	5,357
2,964	832	1,561	874	6,231
3,040	832	1,763	1,160	6,795
3,110	800	1,765	1,207	6,882
3,103	796	1,638	992	6,529
3,251	865	1,420	984	6,520
26,842	7,343	8,985	9,747	52,917
136	240	0	482	858
754	370	0	1,034	2,158
1,894	502	0	837	3,233
2,714	610	0	765	4,089
2,928	695	0	797	4,420
2,981	760	1,083	757	5,581
2,959	807	1,554	828	6,148
2,938	863	1,634	972	6,407
2,828	916	1,482	960	6,186
2,785	977	1,494	848	6,104
3,002	1,031	1,591	910	6,534
25,919	7,771	8,838	9,190	51,718

03740 경북영천군보건소

YEAR	ACHIEVEMENT			
	IUD	VASECTOMY	ORAL-PILL	GONDOM
1964	415	233	0	6,309
1965	1,550	148	0	14,943
1966	2,850	170	0	9,684
1967	2,241	153	0	7,835
1968	1,580	140	0	8,580
1969	1,690	96	14,074	7,685
1970	1,828	111	20,569	8,580
1971	2,222	144	22,908	13,332
1972	1,926	112	22,963	10,800
1973	1,805	110	18,347	10,032
1974	2,072	149	22,008	9,936
SUBTOTAL	20,179	1,566	120,869	107,716

03741 경북경산군보건소

1964	408	179	0	7,336
1965	1,296	114	0	10,918
1966	2,340	145	0	7,294
1967	1,620	124	0	7,550
1968	961	105	0	7,792
1969	1,000	70	4,784	9,163
1970	1,394	95	16,130	9,400
1971	1,490	99	18,923	9,308
1972	1,400	74	18,142	11,269
1973	1,628	107	17,931	12,107
1974	1,826	142	18,626	10,945
SUBTOTAL	15,363	1,254	94,536	103,082

COUPLE-YEARS-PROTECTION				
IUD	VASECTOMY	ORAL-PILL	CONDOM	TOTAL
136	233	0	586	955
710	357	0	1,389	2,456
1,787	491	0	900	3,178
2,585	594	0	728	3,907
2,693	674	0	797	4,164
2,700	702	1,082	714	5,198
2,743	742	1,582	797	5,864
2,909	811	1,762	1,239	6,721
3,039	841	1,766	1,004	6,650
2,975	866	1,411	932	6,184
3,185	928	1,692	924	6,729
25,462	7,239	9,295	10,010	52,006
134	179	0	682	995
622	275	0	1,015	1,912
1,496	392	0	678	2,566
2,070	476	0	702	3,248
2,008	533	0	724	3,265
1,880	549	368	852	3,649
1,903	589	1,240	874	4,606
2,034	629	1,455	865	4,983
2,112	640	1,395	1,048	5,195
2,219	682	1,379	1,125	5,405
2,570	755	1,432	1,017	5,774
19,048	5,699	7,269	9,582	41,598

03742 경북청도군보건소

YEAR	ACHIEVMENT			
	IUD	VASECTOMY	ORAL-PILL	CONDOM
1964	375	163	0	7,175
1965	1,007	92	0	11,083
1966	1,770	100	0	7,797
1967	1,374	94	0	7,528
1968	1,164	90	0	7,083
1969	1,177	81	12,822	6,387
1970	1,608	105	21,871	7,174
1971	1,323	105	16,196	7,594
1972	1,072	50	13,870	6,638
1973	1,111	86	9,719	5,260
1974	1,118	80	12,212	6,198
SUBTOTAL	13,099	1,046	86,690	79,917

03743 경북고령군보건소

1964	350	111	0	4,346
1965	639	59	0	10,550
1966	1,130	64	0	7,512
1967	825	58	0	5,990
1968	707	51	0	6,313
1969	701	51	5,274	5,727
1970	770	46	6,563	5,437
1971	776	52	7,061	3,817
1972	760	42	7,974	5,321
1973	658	54	6,535	3,595
1974	718	52	7,949	4,065
SUBTOTAL	8,034	640	41,356	62,673

COUPLE-YEARS-PROTECTION				
IUD	VASECTOMY	ORAL-PILL	CONDOM	TOTAL
123	163	0	667	953
512	238	0	1,030	1,780
1,160	314	0	725	2,199
1,635	376	0	700	2,711
1,747	428	0	658	2,833
1,814	466	986	593	3,859
1,969	524	1,682	667	4,842
2,088	576	1,245	706	4,615
1,987	558	1,066	617	4,238
1,899	597	747	469	3,732
1,986	617	939	576	4,118
16,920	4,867	6,665	7,428	35,880
115	111	0	404	630
378	158	0	981	1,517
765	206	0	698	1,669
1,049	243	0	557	1,849
1,089	269	0	587	1,945
1,118	293	405	532	2,348
1,132	309	504	505	2,450
1,162	330	543	354	2,389
1,177	338	613	494	2,622
1,148	358	502	334	2,342
1,252	374	611	378	2,615
10,385	2,989	3,178	5,824	22,376

03744 경북성주군보건소

YEAR	ACHIEVMENT			
	IUD	VASECTOMY	ORAL-PILL	CONDOM
1964	374	173	0	6,007
1965	988	91	0	15,152
1966	1,785	110	0	9,160
1967	1,394	95	0	7,069
1968	1,134	84	0	7,826
1969	1,018	78	8,104	7,864
1970	1,144	73	13,744	7,887
1971	1,425	95	15,421	7,933
1972	1,189	49	15,101	6,063
1973	991	53	8,338	6,028
1974	1,097	78	11,797	5,974
SUBTOTAL	12,539	979	72,505	86,963

03745 경북칠곡군보건소

1964	380	173	0	6,822
1965	928	89	0	8,203
1966	1,699	120	0	6,366
1967	1,309	88	0	6,968
1968	1,030	83	0	7,259
1969	918	76	7,423	6,607
1970	970	73	10,899	7,815
1971	1,262	84	14,054	7,958
1972	1,200	71	13,833	5,766
1973	1,169	67	12,351	6,686
1974	1,227	88	12,950	6,708
SUBTOTAL	12,092	1,012	71,510	77,158

COUPLE-YEARS-PROTECTION				
IUD	VASECTOMY	ORAL-PILL	CONDOM	TOTAL
123	173	0	558	854
505	246	0	1,409	2,160
1,156	331	0	851	2,338
1,645	392	0	657	2,694
1,747	436	0	727	2,910
1,753	470	623	731	3,577
1,737	495	1,057	733	4,022
1,855	540	1,186	737	4,318
1,921	534	1,161	563	4,179
1,820	533	641	560	3,554
1,908	557	907	555	3,927
16,170	4,707	5,575	8,081	34,533
125	173	0	634	932
488	244	0	762	1,494
1,100	339	0	592	2,031
1,561	393	0	648	2,602
1,636	436	0	675	2,747
1,624	468	571	614	3,277
1,573	494	838	726	3,631
1,650	528	1,091	740	3,999
1,757	546	1,064	536	3,903
1,780	558	950	621	3,909
1,971	590	996	623	4,180
15,265	4,769	5,500	7,171	32,705

03746 경북금녕군보건소

YEAR	ACHIEVEMENT			
	IUD	VASECTOMY	ORAL-PILL	CONDOM
1964	390	181	0	10,644
1965	1,263	128	0	18,991
1966	2,366	175	0	12,731
1967	1,802	116	0	10,538
1968	1,456	111	0	11,389
1969	1,462	101	15,203	10,427
1970	1,671	117	23,032	11,713
1971	1,563	109	18,543	8,795
1972	1,400	36	18,064	8,786
1973	1,039	58	10,097	5,380
1974	1,407	94	14,745	7,050
SUBTOTAL	15,819	1,226	99,684	116,444

03747 경북선산군보건소

1964	373	146	0	3,297
1965	971	89	0	10,081
1966	1,675	120	0	5,628
1967	1,268	92	0	6,268
1968	1,123	87	0	6,987
1969	1,037	78	6,594	6,328
1970	1,114	73	12,095	7,020
1971	1,301	80	13,060	7,152
1972	1,160	51	13,359	6,318
1973	1,071	55	10,522	5,141
1974	1,142	82	12,298	6,033
SUBTOTAL	12,235	953	67,928	70,253

COUPLE-YEARS-PROTECTION				
IUD	VASECTOMY	ORAL-PILL	CONDOM	TOTAL
128	181	0	989	1,298
603	290	0	1,766	2,659
1,483	435	0	1,183	3,101
2,129	507	0	980	3,616
2,254	567	0	1,059	3,880
2,315	611	1,169	969	5,064
2,379	666	1,771	1,089	5,905
2,435	708	1,426	817	5,386
2,386	673	1,389	817	5,265
2,197	663	776	500	4,136
2,251	690	1,134	655	4,730
20,560	5,991	7,665	10,824	45,040
123	146	0	306	575
499	220	0	937	1,656
1,111	317	0	523	1,951
1,546	377	0	582	2,505
1,650	426	0	649	2,725
1,698	461	507	588	3,254
1,691	487	930	652	3,760
1,780	518	1,004	665	3,967
1,832	517	1,027	587	3,963
1,789	520	809	478	3,596
1,921	549	946	561	3,977
15,640	4,538	5,223	6,528	31,929

03748 경북상주군보건소

YEAR	ACHI EVMENT			
	IUD	VASECTOMY	ORAL-PILL	COND OM
1964	464	256	0	9,114
1965	2,106	179	0	19,340
1966	3,751	210	0	17,227
1967	2,938	201	0	14,221
1968	2,563	187	0	14,158
1969	2,408	168	19,381	12,168
1970	2,590	148	28,671	14,011
1971	3,800	195	28,075	18,074
1972	2,780	106	23,187	13,582
1973	2,249	104	23,616	12,015
1974	2,419	159	25,499	16,632
SUBTOTAL	28,068	1,913	148,429	160,542

03749 경북문경군보건소

1964	396	160	0	9,193
1965	1,272	128	0	10,118
1966	2,276	135	0	8,974
1967	1,793	123	0	7,083
1968	1,200	112	0	7,872
1969	1,428	108	13,677	7,501
1970	1,649	102	20,507	7,800
1971	1,851	103	16,608	11,167
1972	1,716	50	16,821	9,533
1973	1,620	87	15,707	7,920
1974	1,768	127	19,458	8,604
SUBTOTAL	16,969	1,235	102,778	95,715

COUPLE-YEARS-PROTECTION				
IUD	VASECTOMY	ORAL-PILL	CONDOM	TOTAL
153	256	0	847	1,256
916	409	0	1,798	3,123
2,363	578	0	1,602	4,543
3,397	721	0	1,322	5,440
3,706	835	0	1,316	5,857
3,846	919	1,490	1,131	7,386
3,877	975	2,205	1,303	8,360
4,361	1,072	2,159	1,680	9,272
4,641	1,070	1,783	1,263	8,757
4,305	1,066	1,816	1,117	8,304
4,312	1,118	1,961	1,546	8,937
35,877	9,019	11,414	14,925	71,235
130	160	0	854	1,144
609	271	0	940	1,820
1,460	378	0	834	2,672
2,088	463	0	654	3,205
2,147	528	0	732	3,407
2,161	583	1,052	697	4,493
2,281	626	1,577	725	5,209
2,447	666	1,277	1,038	5,428
2,581	649	1,293	886	5,409
2,583	671	1,208	736	5,198
2,774	730	1,496	800	5,800
21,261	5,725	7,903	8,896	43,785

03750 경북예천군보건소

YEAR	ACHIEVMENT			
	IUD	VASECTOMY	ORAL-PILL	CONDOM
1964	399	202	0	9,030
1965	1,349	122	0	6,791
1966	2,460	150	0	11,036
1967	1,842	127	0	8,738
1968	1,539	115	0	9,258
1969	1,498	108	16,048	8,931
1970	1,673	112	29,458	9,360
1971	1,836	95	21,417	11,376
1972	1,540	64	21,345	8,731
1973	1,528	67	12,853	6,964
1974	1,530	95	17,078	11,435
SUBTOTAL	17,194	1,257	119,199	101,650

03751 경북영주군보건소

1965	402	126	0	3,648
1965	1,214	94	0	12,038
1966	2,116	130	0	9,271
1967	1,714	117	0	7,777
1968	1,355	106	0	8,562
1969	1,505	105	15,641	7,688
1970	1,633	100	21,885	8,580
1971	1,701	113	23,943	11,346
1972	1,700	43	19,200	9,650
1973	1,975	146	18,143	8,712
1974	1,864	139	21,229	10,451
SUBTOTAL	17,180	1,221	120,041	97,723

COUPLE-YEARS-PROTECTION				
IUD	VASECTOMY	ORAL-PILL	CONDOM	TOTAL
131	202	0	839	1,172
636	303	0	631	1,570
1,557	422	0	1,026	3,005
2,211	506	0	812	3,529
2,345	570	0	860	3,775
2,408	620	1,234	830	5,092
2,443	669	2,266	870	6,248
2,568	697	1,647	1,057	5,969
2,589	691	1,641	811	5,732
2,511	688	988	647	4,834
2,634	714	1,313	1,063	5,724
22,033	6,082	9,009	9,446	46,650
132	126	0	339	597
592	207	0	1,119	1,918
1,380	316	0	862	2,558
1,971	401	0	723	3,095
2,109	468	0	796	3,373
2,200	526	1,203	714	4,643
2,312	573	1,683	797	5,365
2,422	628	1,841	1,055	5,946
2,521	608	1,476	897	5,502
2,665	693	1,395	810	5,563
2,949	762	1,633	971	6,315
21,253	5,308	9,231	9,083	44,875

03752 경북봉화군보건소

YEAR	ACHIEVMENT			
	IUD	VASECTOMY	ORAL-PILL	CONDOM
1964	380	120	0	3,163
1965	859	87	0	9,344
1966	1,624	100	0	7,278
1967	1,230	89	0	6,129
1968	1,147	80	0	7,020
1969	1,161	81	7,289	6,965
1970	1,455	39	14,141	7,010
1971	1,048	50	14,871	7,519
1972	1,325	23	13,258	6,681
1973	1,104	70	10,531	7,245
1974	1,235	88	12,949	6,656
SUBTOTAL	12,568	827	73,039	75,010

03753 경북울진군보건소

1964	378	86	0	1,318
1965	917	74	0	6,464
1966	1,594	120	0	5,855
1967	1,440	97	0	5,829
1968	940	82	0	6,241
1969	960	78	6,446	5,903
1970	1,058	72	9,643	6,240
1971	1,035	96	11,788	7,748
1972	1,080	60	10,656	6,123
1973	1,202	81	11,467	7,091
1974	1,167	84	10,373	5,104
SUBTOTAL	11,771	930	60,373	63,916

COUPLE-YEARS-PROTECTION

IUD	VASECTOMY	ORAL-PILL	CONDOM	TOTAL
125	120	0	294	539
465	194	0	868	1,527
1,042	274	0	676	1,992
1,481	335	0	569	2,385
1,603	381	0	652	2,636
1,717	423	560	647	3,347
1,850	419	1,087	651	4,007
1,882	427	1,143	699	4,151
1,875	407	1,019	621	3,922
1,902	436	810	673	3,821
1,999	480	996	619	4,094
15,941	3,896	5,615	6,889	32,421
124	86	0	122	332
483	151	0	601	1,235
1,060	255	0	544	1,859
1,552	326	0	542	2,420
1,641	375	0	580	2,596
1,603	415	495	548	3,061
1,617	445	741	580	3,383
1,615	496	906	720	3,737
1,634	506	819	569	3,528
1,698	536	882	659	3,775
1,895	566	797	474	3,732
14,922	4,157	4,640	5,939	29,658

03754 경북울릉군보건소


YEAR	ACHIEVEMENT			
	IUD	VASECTOMY	ORAL-PILL	CONDOM
1964	348	41	0	2,093
1965	172	14	0	3,240
1966	300	15	0	3,669
1967	225	15	0	2,066
1968	146	12	0	2,577
1969	109	10	3,011	1,645
1970	105	3	4,446	1,429
1971	189	0	5,370	1,820
1972	240	3	5,913	1,322
1973	375	16	5,750	1,467
1974	233	15	3,542	1,456
SUBTOTAL	2,442	144	28,032	22,784

KYUNGBUK <경북전체>

1964	12,932	4,929	0	160,014
1965	35,691	3,287	0	326,892
1966	63,184	4,110	0	273,098
1967	49,821	3,441	0	253,021
1968	38,900	3,138	0	273,401
1969	38,054	2,821	325,773	249,805
1970	42,165	2,742	520,530	273,583
1971	45,130	2,862	521,351	277,677
1972	43,037	2,150	504,232	276,992
1973	48,988	3,196	502,193	294,896
1974	53,334	4,603	530,663	277,117
DO-TOTAL	471,236	37,279	2,904,742	2,936,496

COUPLE-YEARS-PROTECTION

IUD	VASECTOMY	ORAL-PILL	CONDOM	TOTAL
114	41	0	194	349
223	50	0	301	574
268	59	0	341	668
337	68	0	192	597
306	73	0	239	618
268	75	231	152	726
232	70	342	132	776
229	62	413	169	873
273	58	454	122	907
352	68	442	136	998
521	76	272	135	1,004
3,123	700	2,154	2,113	8,090
4,248	4,929	0	14,863	24,040
17,955	7,701	0	30,384	56,040
41,173	11,022	0	25,384	77,579
58,478	13,344	0	23,516	95,338
61,746	15,130	0	25,409	102,285
62,325	16,422	25,043	23,212	127,002
62,851	17,504	40,027	25,428	145,810
65,028	18,600	40,087	25,808	149,523
66,535	18,874	38,770	25,744	149,923
68,730	20,164	38,616	27,408	154,918
78,274	22,734	40,003	25,755	167,566
587,343	166,424	223,346	272,911	1,250,024



경 상 남 도 보 건 소

03811 경남 마산시

YEAR	ACHIEVMENT			
	IUD	VASECTOMY	ORAL-PILL	CONDOM
1964	400	180	0	0
1965	668	72	0	0
1966	1,300	114	0	7,491
1967	1,353	92	0	11,687
1968	910	102	0	11,040
1969	800	59	3,266	12,103
1970	1,790	81	4,940	15,517
1971	1,329	89	6,450	8,748
1972	2,310	211	10,471	9,252
1973	2,978	206	15,977	14,187
1974	3,810	529	19,396	14,506
SUBTOTAL	17,648	1,735	60,500	104,531

03812 경남진주시보건소

1964	372	135	0	0
1965	721	61	0	0
1966	1,100	70	0	6,154
1967	757	74	0	6,807
1968	630	61	0	6,549
1969	750	30	3,926	6,811
1970	1,100	65	5,409	6,481
1971	936	64	7,043	6,370
1972	1,700	100	7,901	8,834
1973	1,596	80	9,174	8,405
1974	1,688	141	12,085	13,064
SUBTOTAL	11,350	881	45,538	69,475

COUPLE-YEARS-PROTECTION

IUD	VASECTOMY	ORAL-PILL	COND OM	TOTAL
132	180	0	0	312
412	233	0	0	645
849	323	0	696	1,868
1,324	382	0	1,086	2,792
1,463	445	0	1,026	2,934
1,423	459	251	1,125	3,258
1,706	494	380	1,443	4,023
1,976	533	496	813	3,818
2,301	690	805	860	4,656
3,075	826	1,229	1,319	6,449
4,057	1,272	1,492	1,349	8,170
18,718	5,837	4,653	9,717	38,925
122	135	0	0	257
415	182	0	0	597
802	233	0	572	1,607
1,038	283	0	633	1,954
1,043	315	0	609	1,967
1,084	313	302	633	2,332
1,234	346	416	602	2,598
1,363	375	541	592	2,871
1,646	437	607	821	3,511
2,019	473	705	781	3,978
2,337	566	929	1,214	5,046
13,108	3,658	3,500	6,457	26,718

03813 경남총무시보건소

YEAR	ACHIEVMENT			
	IUD	VASECTOMY	ORAL-PILL	CONDOM
1964	115	63	0	0
1965	331	32	0	0
1966	717	41	0	6,052
1967	419	37	0	5,033
1968	298	23	0	4,160
1969	448	35	1,543	5,821
1970	509	32	2,424	4,015
1971	440	30	3,290	1,696
1972	603	40	3,340	2,367
1973	700	67	5,636	6,048
1974	1,021	87	7,200	2,717
SUBTOTAL	5,604	487	23,433	37,909

03814 경남진해시보건소

1964	349	191	0	0
1965	657	50	0	0
1966	1,030	77	0	6,395
1967	707	54	0	4,804
1968	494	41	0	5,525
1969	600	45	2,697	5,524
1970	902	65	4,461	6,968
1971	1,008	67	7,733	7,110
1972	795	111	8,876	6,038
1973	1,028	113	10,955	8,210
1974	1,259	256	12,786	10,506
SUBTOTAL	8,829	1,140	47,508	61,080

COUPLE-YEARS-PROTECTION				
IUD	VASECTOMY	ORAL-PILL	CONDOM	TOTAL
37	63	0	0	100
165	88	0	0	253
424	120	0	562	1,106
590	144	0	468	1,202
563	152	0	386	1,101
595	171	118	541	1,425
654	185	186	373	1,398
680	196	253	157	1,286
738	216	256	220	1,430
851	261	433	562	2,107
1,085	321	553	252	2,211
6,382	1,917	1,799	3,521	13,619
115	191	0	0	306
383	221	0	0	604
741	275	0	594	1,610
967	301	0	446	1,714
941	311	0	513	1,765
933	324	207	513	1,977
1,038	356	343	648	2,385
1,209	387	594	661	2,851
1,274	459	682	561	2,976
1,340	596	842	763	3,541
1,660	792	983	977	4,412
10,601	4,213	3,651	5,676	24,141

03815 경남삼천포시보건소

YEAR	ACHIEVEMENT			
	IUD	VASECTOMY	ORAL-PILL	CONDOM
1964	310	49	0	0
1965	426	22	0	0
1966	728	49	0	5,868
1967	479	39	0	5,313
1968	432	32	0	5,520
1969	450	30	3,306	5,602
1970	590	31	2,817	7,400
1971	513	34	2,490	4,381
1972	600	40	4,051	4,536
1973	605	42	3,778	4,070
1974	552	56	6,332	3,724
SUBTOTAL	5,685	424	22,774	46,414

03816 경남울산시

1964	388	115	0	0
1965	676	44	0	0
1966	1,284	65	0	5,039
1967	720	68	0	6,736
1968	550	55	0	6,872
1969	705	82	3,285	7,597
1970	1,333	70	4,745	8,402
1971	1,560	62	6,938	6,445
1972	1,678	91	11,322	8,203
1973	1,371	114	14,993	10,652
1974	2,740	165	16,687	10,898
SUBTOTAL	13,045	931	57,970	70,844

COUPLE-YEARS-PROTECTION				
IUD	VASECTOMY	ORAL-PILL	CONDOM	TOTAL
102	49	0	0	151
288	66	0	0	354
321	108	0	545	1,174
681	136	0	494	1,311
680	154	0	513	1,347
701	168	254	520	1,643
747	182	216	688	1,833
788	197	191	407	1,583
819	217	311	421	1,768
871	237	290	378	1,776
991	269	487	346	2,093
7,189	1,783	1,749	4,312	15,033
128	115	0	0	243
409	147	0	0	556
844	197	0	468	1,509
1,107	245	0	626	1,978
1,050	275	0	639	1,964
1,078	329	252	706	2,365
1,289	366	365	781	2,801
1,666	391	533	599	3,189
1,987	442	870	762	4,061
2,135	511	1,153	990	4,789
2,736	624	1,283	1,013	5,656
14,429	3,642	4,456	6,584	29,111

03831 경남진양군보건소

YEAR	ACHIEVEMENT			
	IUD	VASECTOMY	ORAL-PILL	CONDOM
1964	683	170	0	0
1965	1,194	101	0	0
1966	2,037	118	0	12,343
1967	1,587	106	0	11,035
1968	1,485	99	0	16,006
1969	1,641	68	3,279	9,926
1970	1,290	73	6,132	8,548
1971	1,458	75	9,515	9,223
1972	1,151	61	11,308	7,821
1973	1,400	63	13,004	7,170
1974	940	90	13,058	6,239
SUBTOTAL	14,866	1,024	56,296	88,311

03832 경남의령군보건소

1964	571	158	0	0
1965	848	73	0	0
1966	1,745	114	0	11,196
1967	1,613	77	0	9,865
1968	1,348	78	0	10,636
1969	1,280	28	1,856	7,647
1970	1,198	71	4,459	6,405
1971	1,231	80	5,942	6,507
1972	1,202	83	9,422	5,662
1973	1,458	79	10,710	6,036
1974	1,034	85	11,783	5,073
SUBTOTAL	13,528	926	44,172	69,027

COUPLE-YEARS-PROTECTION

IUD	VASECTOMY	ORAL-PILL	CONDOM	TOTAL
225	170	0	0	395
721	253	0	0	974
1,415	345	0	1,147	2,907
1,948	416	0	1,026	3,390
2,097	473	0	1,488	4,058
2,275	493	252	923	3,943
2,273	516	471	794	4,054
2,224	539	731	857	4,351
2,172	546	869	727	4,314
2,092	554	1,000	666	4,312
2,252	588	1,004	580	4,424
19,694	4,893	4,327	8,208	37,122
188	158	0	0	346
553	215	0	0	768
1,124	307	0	1,041	2,472
1,706	353	0	917	2,976
1,902	395	0	989	3,286
1,987	383	142	711	3,223
1,978	415	343	595	3,331
1,949	453	457	605	3,464
1,940	490	724	526	3,680
1,996	519	823	561	3,899
2,182	552	906	471	4,111
17,505	4,240	3,395	6,416	31,556

03833 경 남함안군보건소

YEAR	ACHIEVEMENT			
	IUD	VASECTOMY	ORAL-PILL	CONDOM
1964	456	101	0	0
1965	1,011	27	0	0
1966	1,697	127	0	7,714
1967	1,353	67	0	7,901
1968	1,010	71	0	6,492
1969	1,300	37	2,114	8,905
1970	1,323	48	4,396	8,383
1971	1,257	77	6,897	7,420
1972	1,200	56	9,341	6,968
1973	1,120	65	7,591	7,144
1974	850	79	8,631	6,365
SUBTOTAL	12,577	755	38,970	67,292

03834 경 남창녕군보건소

1964	675	250	0	0
1965	1,293	122	0	0
1966	2,196	116	0	10,722
1967	2,013	128	0	10,071
1968	1,800	132	0	10,981
1969	1,703	19	6,668	11,170
1970	1,409	86	6,870	10,510
1971	1,704	63	11,190	10,470
1972	1,615	76	14,259	9,235
1973	1,800	77	13,406	10,015
1974	1,630	80	13,160	8,925
SUBTOTAL	17,838	1,149	65,453	92,099

COUPLE-YEARS-PROTECTION

IUD	VASECTOMY	ORAL-PILL	CONDOM	TOTAL
150	101	0	0	251
551	117	0	0	668
1,159	232	0	717	2,108
1,612	275	0	734	2,621
1,678	318	0	603	2,599
1,766	323	162	828	3,079
1,887	338	338	779	3,342
1,921	381	530	690	3,522
1,932	398	718	648	3,696
1,886	423	583	664	3,556
1,916	459	663	591	3,629
16,458	3,365	2,994	6,254	29,071
222	250	0	0	472
750	316	0	0	1,096
1,512	427	0	997	2,936
2,189	512	0	936	3,637
2,467	592	0	1,021	4,080
2,600	551	505	1,038	4,694
2,537	581	528	977	4,623
2,509	585	860	973	4,927
2,559	602	1,096	858	5,115
2,590	618	1,031	931	5,170
2,885	636	1,012	830	5,363
22,820	5,700	5,032	8,561	42,113

03835 경남밀양군보건소

YEAR	ACHIEVMENT			
	IUD	VASECTOMY	ORAL-PILL	CONDOM
1964	846	235	0	0
1965	1,723	111	0	0
1966	2,888	165	0	11,253
1967	2,440	152	0	9,097
1968	1,830	150	0	7,638
1969	1,710	140	5,375	8,218
1970	1,850	121	9,612	11,388
1971	2,075	138	12,812	13,181
1972	2,000	118	16,603	12,587
1973	2,000	130	16,433	11,130
1974	2,106	150	19,782	12,342
SUBTOTAL	21,468	1,610	80,617	96,834

03836 경남양산군보건소

1964	395	65	0	0
1965	488	46	0	0
1966	816	53	0	5,956
1967	662	44	0	5,916
1968	599	35	0	4,988
1969	606	37	3,905	3,821
1970	602	39	5,390	4,659
1971	584	37	5,926	3,878
1972	600	50	7,897	4,465
1973	870	70	10,990	6,543
1974	1,340	149	14,187	10,267
SUBTOTAL	7,562	625	48,295	50,493

COUPLE-YEARS-PROTECTION				
IUD	VASECTOMY	ORAL-PILL	CONDOM	TOTAL
279	235	0	0	514
974	322	0	0	1,296
1,991	454	0	1,046	3,491
2,807	560	0	846	4,213
2,968	653	0	710	4,331
2,935	727	413	764	4,839
2,902	775	739	1,059	5,475
2,973	835	985	1,225	6,018
3,059	869	1,277	1,170	6,375
3,081	912	1,264	1,035	6,292
3,458	970	1,521	1,147	7,096
27,427	7,312	6,199	9,002	49,940
130	65	0	0	195
350	104	0	0	454
601	146	0	553	1,300
817	175	0	550	1,542
868	192	0	463	1,523
910	209	300	355	1,774
921	227	414	433	1,998
922	241	455	360	1,978
928	266	607	415	2,216
1,021	309	845	608	2,783
1,453	427	1,091	954	3,925
8,924	2,361	3,712	4,691	19,688

03837 경 남 울 주 군 보 건 소

YEAR	ACHIEVMENT			
	IUD	VASECTOMY	ORAL-PILL	CONDOM
1964	783	239	0	0
1965	1,123	95	0	0
1966	1,715	105	0	8,428
1967	1,628	89	0	7,128
1968	1,102	85	0	9,061
1969	1,510	71	8,283	10,453
1970	1,347	50	10,832	10,473
1971	1,209	50	9,904	9,122
1972	1,493	54	11,341	7,910
1973	1,468	88	13,180	8,595
1974	2,640	90	9,672	5,677
SUBTOTAL	16,018	1,011	63,212	76,847

03838 경 남 김 해 군 보 건 소

1964	645	345	0	0
1965	1,426	61	0	0
1966	3,188	286	0	10,180
1967	2,036	145	0	9,578
1968	1,663	116	0	9,149
1969	1,905	119	11,700	9,681
1970	2,117	127	13,371	10,416
1971	1,883	122	15,217	11,903
1972	2,100	100	15,824	11,315
1973	2,100	130	18,810	13,171
1974	2,406	140	19,741	12,379
SUBTOTAL	21,469	1,691	94,663	97,772

COUPLE-YEARS-PROTECTION				
IUD	VASECTOMY	ORAL-PILL	CONDOM	TOTAL
258	239	0	0	497
745	310	0	0	1,055
1,299	383	0	783	2,465
1,812	433	0	662	2,907
1,965	474	0	842	3,221
1,987	497	637	972	4,093
2,106	497	833	973	4,409
2,033	497	761	848	4,139
2,096	501	872	735	4,204
2,185	533	1,013	799	4,530
2,887	569	744	527	4,727
19,313	4,933	4,860	7,141	36,247
212	345	0	0	557
779	371	0	0	1,150
1,897	619	0	946	3,462
2,698	702	0	890	4,290
2,705	747	0	850	4,302
2,837	791	900	900	5,428
2,955	838	1,028	968	5,789
3,007	876	1,170	1,106	6,159
3,067	888	1,217	1,052	6,224
3,159	929	1,446	1,224	6,758
3,543	976	1,518	1,151	7,188
26,859	8,082	7,279	9,087	51,307

03839 경남창원군보건소

YEAR	ACHIEVEMENT			
	IUD	VASECTOMY	ORAL-PILL	CONDOM
1964	659	503	0	0
1965	1,427	135	0	0
1966	2,456	182	0	12,667
1967	1,960	128	0	9,970
1968	1,395	89	0	9,390
1969	1,721	88	5,176	8,013
1970	1,708	101	10,924	11,219
1971	1,650	110	12,232	10,911
1972	1,921	118	15,785	9,471
1973	1,768	117	13,432	10,360
1974	874	135	11,786	6,307
SUBTOTAL	17,539	1,706	69,335	88,308

03840 경남통영군보건소

1964	318	100	0	0
1965	687	65	0	0
1966	1,144	68	0	8,208
1967	936	57	0	6,669
1968	1,045	49	0	5,747
1969	902	60	3,960	4,871
1970	760	52	4,367	6,617
1971	934	62	8,493	5,865
1972	800	50	7,489	3,932
1973	900	57	6,723	6,530
1974	863	70	7,973	5,852
SUBTOTAL	9,289	690	39,005	54,291

COUPLE-YEARS- PROTECTION				
IUD	VASECTOMY	ORAL-PILL	CONDOM	TOTAL
217	503	0	0	720
786	587	0	0	1,373
1,658	710	0	1,178	3,546
2,324	766	0	927	4,017
2,399	778	0	873	4,050
2,468	788	398	745	4,399
2,569	810	840	1,043	5,262
2,569	838	940	1,014	5,361
2,683	872	1,214	880	5,649
2,759	901	1,033	963	5,656
2,699	945	906	586	5,136
23,131	8,498	5,331	8,209	45,169
104	100	0	0	204
378	154	0	0	532
785	206	0	763	1,754
1,097	242	0	620	1,959
1,264	266	0	534	2,064
1,380	299	304	453	2,436
1,336	321	335	615	2,607
1,348	350	653	545	2,896
1,355	364	576	365	2,660
1,337	384	517	607	2,845
1,482	415	613	544	3,054
11,866	3,101	2,998	5,046	23,011

03841 경남거제군보건소

YEAR	ACHIEVMENT			
	IUD	VASECTOMY	ORAL-PILL	CONDOM
1964	463	135	0	0
1965	1,042	44	0	0
1966	1,434	108	0	7,506
1967	1,269	86	0	9,404
1968	1,117	80	0	7,993
1969	1,350	55	3,994	7,470
1970	1,104	74	7,582	7,125
1971	1,219	79	7,267	7,417
1972	1,200	70	8,328	6,474
1973	1,200	85	9,088	6,600
1974	1,170	100	10,604	6,424
SUBTOTAL	12,568	916	46,863	66,413

03842 경남고성군보건소

1964	600	101	0	0
1965	940	55	0	0
1966	1,600	193	0	12,353
1967	1,337	150	0	11,309
1968	1,090	84	0	8,833
1969	1,047	55	6,511	8,303
1970	1,180	43	7,114	9,874
1971	1,404	76	8,724	10,376
1972	1,210	80	12,491	8,269
1973	1,298	64	10,729	8,189
1974	1,100	82	10,229	6,801
SUBTOTAL	12,806	983	55,798	84,307

COUPLE-YEARS-PROTECTION

IUD	VASECTOMY	ORAL-PILL	CONDOM	TOTAL
152	135	0	0	287
566	165	0	0	730
1,088	256	0	698	2,042
1,467	316	0	874	2,657
1,614	364	0	743	2,721
1,759	382	307	694	3,142
1,822	417	583	662	3,484
1,813	454	559	689	3,515
1,863	478	640	602	3,583
1,859	515	699	613	3,686
2,034	563	815	597	4,009
16,036	4,045	3,603	6,172	29,856
198	101	0	0	299
598	145	0	0	743
1,129	323	0	1,148	2,600
1,575	440	0	1,051	3,066
1,671	479	0	821	2,971
1,697	486	500	772	3,455
1,727	480	547	918	3,672
1,846	507	671	964	3,988
1,912	536	960	769	4,184
1,931	546	825	761	4,063
2,140	573	786	632	4,131
16,431	4,616	4,289	7,836	33,172

03843 경 남사천군보건소

YEAR	ACHIEVEMENT			
	IUD	VASECTOMY	ORAL-PILL	CONDOM
1964	483	160	0	0
1965	766	83	0	0
1966	1,312	76	0	7,777
1967	1,083	69	0	6,563
1968	860	55	0	7,594
1969	1,096	66	2,347	6,995
1970	1,069	83	7,561	11,995
1971	1,050	68	6,093	7,196
1972	994	56	9,074	8,354
1973	1,043	64	9,729	8,468
1974	1,095	90	10,083	7,831
SUBTOTAL	10,851	870	44,889	72,773

03844 경 남 남해군보건소

1964	346	150	0	0
1965	1,076	51	0	0
1966	1,868	94	0	7,661
1967	1,351	86	0	6,339
1968	1,190	84	0	5,126
1969	1,500	84	5,527	7,800
1970	1,196	82	6,017	9,391
1971	1,427	95	7,589	10,120
1972	1,450	95	10,704	8,908
1973	1,378	95	12,447	9,982
1974	1,411	103	13,078	9,419
SUBTOTAL	14,193	1,019	55,362	74,746

COUPLE-YEARS-PROTECTION

IUD	VASECTOMY	ORAL-PILL	CONDOM	TOTAL
159	160	0	0	319
483	226	0	0	709
919	279	0	723	1,921
1,283	320	0	610	2,213
1,351	342	0	706	2,399
1,448	373	180	650	2,651
1,552	418	581	1,115	3,666
1,579	444	468	669	3,160
1,598	455	698	776	3,527
1,597	473	748	787	3,605
1,807	515	775	728	3,825
13,776	4,005	3,450	6,764	27,995
114	150	0	0	264
521	185	0	0	706
1,218	260	0	712	2,190
1,686	319	0	589	2,594
1,781	371	0	476	2,628
1,955	417	425	725	3,522
2,005	457	462	873	3,797
2,017	506	583	941	4,047
2,134	550	823	828	4,335
2,144	589	957	928	4,618
2,297	633	1,006	875	4,811
17,872	4,437	4,256	6,947	33,512

03845 경남하 동군보건소

YEAR	ACHIEVMENT			
	IUD	VASECTOMY	ORAL-PILL	CONDOM
1964	539	185	0	0
1965	1,086	70	0	0
1966	1,935	101	0	10,885
1967	1,573	75	0	10,020
1968	1,148	55	0	9,302
1969	1,568	22	5,938	8,864
1970	1,554	64	7,341	8,607
1971	1,683	102	10,338	9,478
1972	1,400	40	9,542	6,050
1973	1,400	70	10,930	7,813
1974	1,440	94	11,554	7,299
SUBTOTAL	15,328	878	55,643	78,318

03846 경남산청군보건소

1964	557	151	0	0
1965	947	59	0	0
1966	1,685	88	0	8,999
1967	1,665	64	0	7,245
1968	1,049	57	0	7,124
1969	1,385	36	3,495	8,935
1970	1,161	33	5,440	9,741
1971	1,799	46	6,859	9,216
1972	1,300	58	7,938	7,688
1973	1,404	78	11,616	7,428
1974	1,250	85	12,148	6,653
SUBTOTAL	14,202	755	47,496	73,029

COUPLE-YEARS-PROTECTION

IUD	VASECTOMY	ORAL-PILL	CONDOM	TOTAL
177	185	0	0	362
616	236	0	0	852
1,293	313	0	1,012	2,618
1,836	356	0	931	3,123
1,913	375	0	865	3,153
2,042	359	456	824	3,681
2,211	387	564	800	3,962
2,316	450	795	881	4,442
2,364	444	734	562	4,104
2,289	469	840	726	4,324
2,481	516	888	678	4,563
19,538	4,090	4,277	7,279	35,184
183	151	0	0	334
579	194	0	0	773
1,149	262	0	836	2,247
1,715	299	0	673	2,687
1,835	326	0	662	2,823
1,888	329	268	830	3,315
1,953	329	418	905	3,605
2,084	342	527	857	3,810
2,280	365	610	714	3,919
2,155	406	893	690	4,144
2,361	450	934	618	4,363
18,132	3,453	3,650	6,785	32,020

03847 경남 함양군보건소

YEAR	ACHIEVMENT			
	IUD	VASECTOMY	ORAL-PILL	CONDOM
1964	796	336	0	0
1965	1,247	94	0	0
1966	1,988	118	0	8,710
1967	1,328	88	0	8,370
1968	1,110	64	0	7,373
1969	1,322	30	5,348	9,212
1970	1,250	60	6,148	9,948
1971	1,601	53	8,380	8,607
1972	1,505	57	9,741	6,666
1973	1,524	79	11,477	8,593
1974	1,624	90	10,733	8,239
SUBTOTAL	15,295	1,069	51,827	75,718

03848 경남 거창군보건소

1964	775	150	0	0
1965	1,057	85	0	0
1966	1,896	141	0	9,796
1967	1,563	98	0	9,405
1968	1,112	71	0	6,682
1969	1,889	120	6,578	10,361
1970	1,338	61	11,120	9,057
1971	1,623	61	12,479	9,600
1972	1,500	36	11,863	7,855
1973	1,434	75	13,947	8,062
1974	1,020	100	13,540	8,044
SUBTOTAL	15,207	998	69,527	78,862

COUPLE-YEARS-PROTECTION

IUD	VASECTOMY	ORAL-PILL	CONDOM	TOTAL
262	336	0	0	598
793	396	0	0	1,189
1,453	474	0	810	2,737
1,878	514	0	778	3,170
1,86	526	0	685	3,072
1,929	503	411	856	3,699
1,959	512	472	925	3,868
2,064	513	644	800	4,021
2,218	518	749	619	4,104
2,256	545	882	799	4,482
2,649	580	825	766	4,820
19,322	5,417	3,983	7,038	35,760
255	150	0	0	405
720	219	0	0	939
1,325	338	0	911	2,574
1,859	402	0	874	3,135
1,907	432	0	621	2,960
2,133	508	506	963	4,110
2,287	518	855	842	4,502
2,263	527	959	892	4,641
2,384	510	912	730	4,536
2,319	533	1,072	749	4,673
2,454	579	1,041	748	4,822
19,906	4,716	5,345	7,330	37,297

03849 경남합천군 보건소

YEAR	ACHIEVMENT			
	IUD	VASECTOMY	ORAL-PILL	CONDOM
1964	971	215	0	0
1965	1,622	65	0	0
1966	2,854	151	0	12,331
1967	2,510	140	0	15,163
1968	1,742	106	0	14,317
1969	1,902	80	8,981	10,396
1970	1,961	73	13,425	8,783
1971	2,253	116	14,772	7,803
1972	1,600	58	14,313	6,640
1973	1,648	73	16,144	7,359
1974	1,400	110	16,197	9,334
SUBTOTAL	20,463	1,187	83,832	92,126
KYUNGNAM <경남전체>				
1964	13,495	4,482	0	0
1965	24,485	1,723	0	0
1966	42,613	2,820	0	221,684
1967	34,342	2,213	0	211,428
1968	27,049	1,874	0	204,098
1969	31,090	1,496	118,960	204,499
1970	31,641	1,685	172,897	221,922
1971	33,830	1,856	214,573	203,043
1972	33,927	1,909	259,224	185,500
1973	35,491	2,246	290,899	210,760
1974	37,263	3,156	312,425	204,885
DO-TOTAL	345,226	25,460	1,368,978	1,867,819

COUPLE-YEARS-PROTECTION

IUD	VASECTOMY	ORAL-PILL	CONDOM	TOTAL
320	215	0	0	535
1,001	258	0	0	1,259
1,961	383	0	1,146	3,490
2,815	484	0	1,410	4,709
2,953	541	0	1,331	4,825
2,962	566	690	966	5,184
3,020	582	1,032	816	5,450
3,117	639	1,136	725	5,617
3,076	633	1,101	617	5,427
2,858	642	1,241	684	5,425
3,065	687	1,245	868	5,865
27,148	5,630	6,445	8,563	47,786
4,441	4,482	0	0	8,923
14,535	5,740	0	0	20,275
29,157	7,973	0	20,604	57,734
40,831	9,375	0	19,651	69,857
42,879	10,296	0	18,969	72,144
44,772	10,748	9,140	19,007	83,667
46,671	11,347	13,289	20,627	91,934
48,236	12,056	16,492	18,870	95,654
50,342	12,746	19,928	17,238	100,254
51,805	13,704	22,364	19,588	107,461
58,911	15,477	24,020	19,042	117,450
432,580	113,944	105,233	173,596	825,353

제 주 도 보 건 소

03911 제주제주시보건소

YEAR	ACHIEVEMENT			
	IUD	VASECTOMY	ORAL-PILL	CONDOM
1964	126	38	0	1,886
1965	293	17	0	4,965
1966	1,068	51	0	5,769
1967	850	24	0	4,945
1968	1,380	16	0	5,313
1969	1,032	5	2,134	3,956
1970	874	28	3,643	4,096
1971	933	43	7,364	4,074
1972	721	40	8,040	5,475
1973	750	121	6,232	5,478
1974	1,138	193	6,869	7,071
SUBTOTAL	9,165	581	34,282	53,028

03931 제주북제주군보건소

1964	377	12	0	2,218
1965	517	9	0	6,807
1966	1,542	18	0	5,380
1967	1,143	9	0	4,228
1968	1,636	8	0	4,418
1969	1,221	4	3,731	4,699
1970	1,018	3	7,320	6,843
1971	992	9	7,237	6,993
1972	868	20	8,781	8,523
1973	1,053	30	9,521	8,473
1974	1,155	53	8,233	7,081
SUBTOTAL	11,522	175	44,823	65,663

COUPLE-YEARS-PROTECTION

IUD	VASECTOMY	ORAL-PILL	CONDOM	TOTAL
41	38	0	175	254
156	51	0	461	668
523	96	0	536	1,155
892	110	0	459	1,461
1,207	114	0	494	1,815
1,488	107	164	367	2,126
1,457	124	280	380	2,241
1,470	154	566	378	2,568
1,399	178	618	509	2,704
1,296	281	479	509	2,565
1,443	450	528	657	3,078
11,372	1,703	2,635	4,925	20,635
124	12	0	206	342
350	19	0	633	1,002
850	35	0	500	1,385
1,328	40	0	393	1,761
1,626	43	0	410	2,079
1,893	42	287	437	2,659
1,804	40	563	636	3,043
1,743	44	556	650	2,993
1,637	59	675	792	3,163
1,582	83	732	787	3,184
1,794	127	633	658	3,212
14,731	544	3,446	6,102	24,823

03932 제주 남제주군 보건소

YEAR	ACHIEVEMENT			
	IUD	VASECTOMY	ORAL-PILL	CONDOM
1964	278	12	0	1,182
1965	546	7	0	2,922
1966	1,669	4	0	4,673
1967	1,231	7	0	4,505
1968	1,646	10	0	4,590
1969	1,533	3	4,043	5,364
1970	1,177	9	9,163	6,423
1971	1,378	13	10,704	8,124
1972	1,193	20	12,142	8,799
1973	1,134	24	13,150	8,941
1974	1,617	29	14,473	9,345
SUBTOTAL	13,402	138	63,675	64,868

JEJU < 제주도전체 >

1964	781	62	0	5,286
1965	1,356	33	0	14,694
1966	4,279	73	0	15,822
1967	3,224	40	0	13,678
1968	4,662	34	0	14,321
1969	3,786	12	9,908	14,019
1970	3,069	40	20,126	17,362
1971	3,303	65	25,305	19,191
1972	2,782	80	28,963	22,797
1973	2,937	175	28,903	22,892
1974	3,910	280	29,575	23,497
DO-TOTAL	34,089	894	142,780	183,559

COUPLE-YEARS-PROTECTION

IUD	VASECTOMY	ORAL-PILL	CONDOM	TOTAL
91	12	0	109	212
313	17	0	271	601
881	19	0	434	1,334
1,404	24	0	418	1,846
1,700	31	0	426	2,157
2,048	30	311	498	2,887
2,038	35	704	597	3,374
2,046	44	823	755	3,668
2,050	59	934	818	3,861
1,937	77	1,011	831	3,856
2,160	98	1,113	869	4,240
16,668	446	4,896	6,026	28,036
256	62	0	490	808
819	87	0	1,365	2,271
2,254	150	0	1,470	3,874
3,624	174	0	1,270	5,068
4,533	188	0	1,330	6,051
5,429	179	762	1,302	7,672
5,299	199	1,547	1,613	8,658
5,259	242	1,945	1,783	9,229
5,086	296	2,227	2,119	9,728
4,815	441	2,222	2,127	9,605
5,397	675	2,274	2,184	10,530
42,771	2,693	10,977	17,053	73,494

NATIONAL < 전 국 >

YEAR	ACHIEVMENT			
	IUD	VASECTOMY	ORAL-PILL	CONDOM
1964	88,829	25,307	0	1,034,235
1965	218,596	12,770	0	1,499,212
1966	385,008	19,686	0	1,704,611
1967	318,606	19,412	0	1,649,116
1968	262,196	15,894	0	1,607,331
1969	279,508	22,190	1,353,084	1,666,194
1970	293,155	30,874	2,183,774	1,925,464
1971	292,145	33,655	2,453,541	1,940,548
1972	296,031	34,660	2,601,442	1,846,822
1973	322,286	33,674	2,798,943	2,140,629
1974	338,992	33,214	2,861,930	2,017,146
NATIONAL	3,095,352	281,336	14,252,714	19,031,308

COUPLE-YEARS-PROTECTION				
IUD	VASECTOMY	ORAL-PILL	CONDOM	TOTAL
29,222	25,307	0	96,098	150,627
114,597	35,431	0	139,352	289,380
253,943	51,470	0	158,433	463,846
363,792	65,633	0	153,280	582,705
393,143	74,862	0	149,387	617,392
412,202	89,460	103,994	154,857	760,513
428,043	111,290	167,895	178,974	886,202
438,705	133,720	188,646	180,375	941,446
448,462	154,902	200,024	171,658	975,046
463,100	172,986	215,215	198,981	1,050,282
517,934	188,793	220,054	187,500	1,114,281
3,863,143	1,103,854	1,095,828	1,768,895	7,831,720

